

Thursday

WALT: plan the main event of a fable
focussing on using inverted commas
for direct speech

Event
(What is happening?)

Choose one event:

Fetching water

Swimming/playing in sea/river

Looking for food

Walking/flying through forest

Choose an event from those below and use *verbs / powerful verbs* to show what the characters are doing when they are first introduced to the reader.

Verbs

Movement	Voice	Objects	Emotion	Sense	Thought
bounce	skip	bend	admire	caress	comprehend
carry	sneak	break	bowl	eat	conceive
collapse	spin	burn	blubber	feel	contemplate
crawl	split	control	cry	hear	daydream
dance	stroll	fold	despair	lick	dream
dash	stumble	melt	frown	listen	evaluate
drive	tap	mend	grin	observe	lament
hit	throw	mould	laugh	smell	meditate
hop	trudge	open	love	sniff	ponder
hurry	turn	repair	sigh	taste	reflect
jump	walk	smash	smile	touch	speculate
leap	wander	snap	smirk		think
live	wave	stretch	tremble		visualise
pull	wind	throw	weep		wonder
push	zoom	twist	wince		
roll					
rotate					
run					
shake					

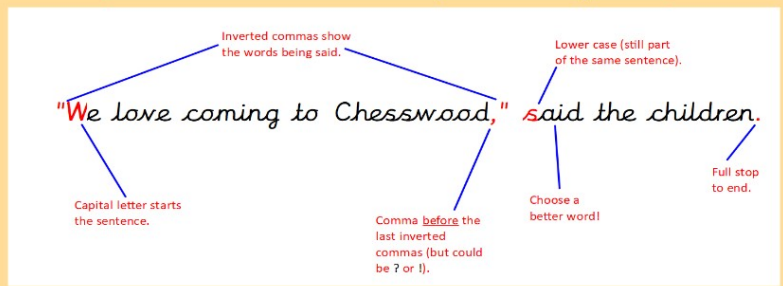
twinkl twinkl.co.uk

More Useful Verbs:

change	suggest	locate	design	select
identify	collect	search	plan	focus

Add one conversation: *consider:*

1. what is the first person asking
2. how does the other person respond



Event

(What is happening?)

Verbs



Movement	Voice	Objects	Emotion	Sense	Thought
bounce	skip	bend	admire	caress	comprehend
carry	sneak	break	bowl	eat	conceive
collapse	spin	burn	blubber	feel	contemplate
crawl	split	control	cry	hear	daydream
dance	stroll	fold	despair	lick	dream
dash	stumble	melt	frown	listen	evaluate
drive	tap	mend	grin	observe	lament
hit	throw	mould	laugh	smell	meditate
hop	trudge	open	love	sniff	ponder
hurry	turn	repair	sigh	taste	reflect
jump	walk	smash	smile	touch	speculate
leap	wander	snap	smirk		think
live	wave	stretch	tremble		visualise
pull	wind	throw	weep		wonder
push	zoom	twist	wince		
roll					
rotate					
run					
shake					

More Useful Verbs:

change	suggest	locate	design	select
identify	collect	search	plan	focus

Choose one event:

Looking for food

Add one conversation:

consider:

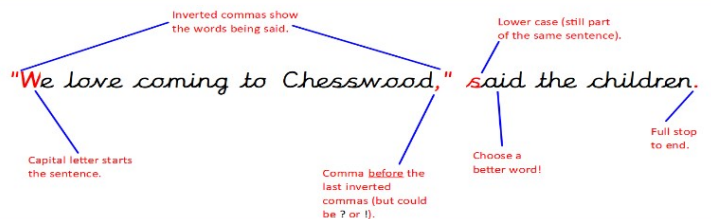
1. what is the first person asking
2. how does the other person respond



"Why are you *sneaking* about in my home?"

whispered Snake *suspiciously*.

"Oh, I lost my way in the forest and *hoped* someone might help me," *sobbed* Bird *trembling*.



Event

(What is happening?)

Verbs



Movement	Voice	Objects	Emotion	Sense	Thought
bounce	skip	bend	admire	caress	comprehend
carry	sneak	break	bowl	eat	conceive
collapse	spin	burn	blubber	feel	contemplate
crawl	split	control	cry	hear	daydream
dance	stroll	fold	despair	lick	dream
dash	stumble	melt	frown	listen	evaluate
drive	tap	shout	grin	observe	lament
hit	throw	sigh	laugh	smell	meditate
hop	trudge	sing	love	sniff	ponder
hurry	turn	sob	sigh	taste	reflect
jump	talk	talk	smile	touch	speculate
leap	walk	whisper	smirk		think
live	wander	yawn	snap		visualise
pull	wave		stretch		wonder
push	wind		throw		
roll	zoom		twist		
rotate					
run					
shake					

More Useful Verbs:

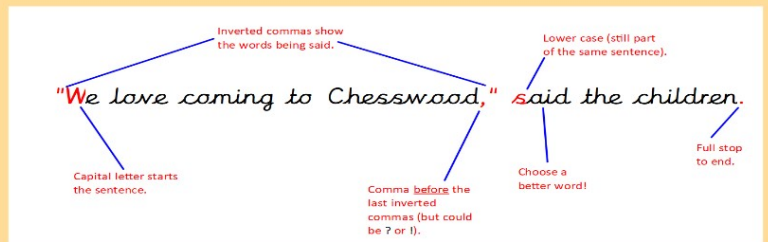
change	suggest	locate	design	select
identify	collect	search	plan	focus

Choose one event:

Add one conversation:

consider:

1. what is the first person asking
2. how does the other person respond



Use main event planning sheet pdf. (same layout)



WALT: plan the main event of a fable focussing on using inverted commas for direct speech

Choose one event:

Select your characters:



Add one conversation:

consider:

1. what is the first person asking
2. how does the other person respond

Verbs

Movement	Voice	Objects	Emotion	Sense	Thought
swim	skip	kick	adore	smell	remember
climb	stare	burn	hate	hear	calculate
collapse	win	laugh	harm	break	communicate
crawl	spin	rip	control	fly	begin
blow	avoid	swim	stop	change	talk
dash	stretch	about	with	know	indicate
rise	hit	up	hold	join	disagree
fall	blow	ring	insult	laugh	confess
run	trickle	ask	tear	light	argue
bring	kick	both	repeat	light	miss
bring	walk	whatever	stretch	smile	apologise
ring	remember	guess	stop	smile	reflect
run	sway	stretch	stretch	smile	apologise
roll	sway	stretch	stretch	smile	apologise
roll	sway	stretch	stretch	smile	apologise
roll	sway	stretch	stretch	smile	apologise
roll	sway	stretch	stretch	smile	apologise
roll	sway	stretch	stretch	smile	apologise

More Useful Verbs:

change	imagine	listen	design	visit
identify	notice	search	plan	draw



This should be completed by the end of the lesson ready for tomorrow.