











Subject	Activity	Resource Links	House points					
<p>Reading comprehension</p>	<p>Story 1- Floppy.</p> <p>Click the sound button to listen to the paragraph. </p> <p>Click on the eye icons </p> <p>Read and answer the questions.</p>	<p>Click on the link below to get to the oxford owls website. https://www.oxfordowl.co.uk you will be taken to this page shown below.</p>  <p>Under where it says For school (which I have circled in red) you will find this icon:</p> <p>For school</p>  <p>click on this link and it will take you to another page where you need to scroll down and find the Biff, Chip and Kipper Stories:</p> <div style="border: 1px solid #ccc; padding: 5px; background-color: #f9f9f9;"> <p>Biff, Chip and Kipper Stories ▶</p> <p>Biff, Chip, Kipper and Floppy feature in one of the most popular character series of all time. Perfect for richer reading at every level.</p> </div> <p>Click on this link and find talk about Biff, Chip and Kipper Level 1+ and click the link that says open below the picture.</p> <table border="0" style="width: 100%; border-collapse: collapse;"> <tr> <td style="width: 50%; vertical-align: top;"> <p>Talk About Biff, Chip and Kipper Level 1+</p> <p>Interactive resources to introduce children to the characters in Biff, Chip and Kipper Stories and develop language and communication skills.</p> </td> <td style="width: 50%; vertical-align: top;"> <table border="0" style="width: 100%;"> <tr> <td style="text-align: center; width: 33%;">Reception/ Primary 1</td> <td style="text-align: center; width: 33%;">Oxford Level 1+, Book Band 1: Pink</td> <td style="text-align: center; width: 33%;">Whiteboard resource</td> </tr> </table> <div style="text-align: right; margin-top: 10px;">  </div> </td> </tr> </table>	<p>Talk About Biff, Chip and Kipper Level 1+</p> <p>Interactive resources to introduce children to the characters in Biff, Chip and Kipper Stories and develop language and communication skills.</p>	<table border="0" style="width: 100%;"> <tr> <td style="text-align: center; width: 33%;">Reception/ Primary 1</td> <td style="text-align: center; width: 33%;">Oxford Level 1+, Book Band 1: Pink</td> <td style="text-align: center; width: 33%;">Whiteboard resource</td> </tr> </table> <div style="text-align: right; margin-top: 10px;">  </div>	Reception/ Primary 1	Oxford Level 1+, Book Band 1: Pink	Whiteboard resource	<p>20</p>
<p>Talk About Biff, Chip and Kipper Level 1+</p> <p>Interactive resources to introduce children to the characters in Biff, Chip and Kipper Stories and develop language and communication skills.</p>	<table border="0" style="width: 100%;"> <tr> <td style="text-align: center; width: 33%;">Reception/ Primary 1</td> <td style="text-align: center; width: 33%;">Oxford Level 1+, Book Band 1: Pink</td> <td style="text-align: center; width: 33%;">Whiteboard resource</td> </tr> </table> <div style="text-align: right; margin-top: 10px;">  </div>	Reception/ Primary 1	Oxford Level 1+, Book Band 1: Pink	Whiteboard resource				
Reception/ Primary 1	Oxford Level 1+, Book Band 1: Pink	Whiteboard resource						

<p>Writing/ vocabulary</p>	<p>Click on the pencil icon </p> <p>Complete the activity.</p> <p>In a note book answer these questions?</p> <ol style="list-style-type: none">1. Do any of you have pets? What sort of pets do you have?2. What do they eat?3. Why do you think it is fun to have a pet?4. Why is it important to look after your pets properly?5. Do you know what sort of things you should do to care for a pet?	<p>Click on the pencil icon </p>	<p>20</p>
<p>Listening and speaking</p>	<p>Listen to the story about Floppy, when you have finished talk about and answer these questions:</p> <ol style="list-style-type: none">1. What can you see in the picture that dogs need?2. Do all pets like the same food?3. What other animals do people keep as pets?	<p>Click the play button tp listen </p>	<p>20</p>
<p>Listening for fun</p>	<p>Use the links on the EAL home learning page to listen to at least one story a day. This will help your comprehension and listening skills.</p>	<p>https://www.worldofdavidwalliams.com/elevenses/</p> <p>http://www.worldstories.org.uk/lang/english</p> <p>http://www.bbc.co.uk/iplayer/episodes/b00jdlm2/cbeebies-bedtime-stories</p> <p>http://www.oliverjeffers.com/books#/abookaday/</p>	



Chesswood Junior School – EAL practice at home Yr 3

