



# Chesswood Junior School – Daily Learning – Year 3 – 19.01.21



Subject	Activity	Resources/Links	House Points
Maths	<b>Starter board:</b> Answer the questions using a written method (10 mins)	<a href="#">Click here to view today's Starter Board and answers</a>  <a href="#">Click here to find helpful video tutorials if you're struggling with today's questions</a>  <a href="#">Click here to view the school calculation progression to help you if needed</a>	15
	<b>Turbo Maths:</b> <a href="#">Click here for a burst of Turbo Maths fun!</a>	<a href="#">Click here for a burst of Turbo Maths fun!</a>	5
	<p><b>Task: Divide 2-digits by 1-digit (3)</b>  <a href="#">Click here to find a helpful video on today's learning - look for the video with the same title as the task</a></p> <p>Watch the video guidance to support you as you work through the lesson using the <b>activities</b> which can be found beside the video on the right-hand side.</p> <p><b>Tip:</b> Pause the video while you work so you don't miss the next part! You can also play the video more than once and rewind it if you miss part or want to hear a small part multiple times until you fully understand.</p> <div data-bbox="280 1029 728 1380"> <p>Calculation at Chesswood  <b>Number Line</b> in chunks</p> <p>What jumps of 8 can you make on the number line towards 56?  <math>5 \times 8 = 40</math> would be good!          Now a jump of <math>2 \times 8 = 16</math> would take you to 56.</p> <p><math>56 \div 8 = 7</math></p> <p>Use a number line to do this.</p> </div> <div data-bbox="739 1029 1220 1380"> <p>Answer the first 4 questions from set B or set C.</p> <p>Use the 'number line in chunks' guide to help you.</p> <p>Click on the image to watch a <a href="#">video guide</a> for this method.</p> </div>	<p><b>Video:</b></p> <p><a href="#">Click here to view today's activity</a>  <a href="#">Click here to view today's answers</a>  <a href="#">Fluency questions</a>  <a href="#">Click here to view our support for Maths at home if you need some help.</a>  <a href="#">Click here for a selection of useful websites and links for Maths.</a></p>	20
	<b>Reasoning:</b> <a href="#">Click here for today's reasoning task</a>	<a href="#">Click here for today's reasoning task</a>	10
	<b>IXL: Year 3: FF.8</b> Complete the division table, <b>FF.9</b> Division input/output tables	<a href="#">Click here to visit Year 3 IXL</a>	10



# Chesswood Junior School – Daily Learning – Year 3 – 19.01.21



	<p><b>Please make sure you have logged in before you start attempting tasks!</b></p> <p><b>If you are stuck please try Year 2: Z3.</b> Relate multiplication and division for equal groups, <b>Z5.</b> Relate multiplication and division facts for arrays</p> <p><b>If you are really stuck, please try Year 1: AA1:</b> Divide by counting equal groups, <b>AA.2</b> Write division sentences for equal groups, <b>AA.3</b> Write division sentences for arrays. If you have mastered <b>AA.1 – AA.3</b> then try year 2 or 3!</p>	<p><a href="#">Click here to visit Year 2 IXL</a></p> <p><a href="#">Click here to visit Year 1 IXL</a></p>	
	<p><b>Numbots:</b> If your teacher has told you to play Numbots, please play Numbots for 10 minutes.</p> <p><b>Please make sure you have logged in before you start attempting tasks!</b></p>	<a href="#">Click here to visit the Numbots website</a>	10
	<p><b>TT Rock Stars:</b> Play <b>Garage</b> as normal. (10 mins)</p> <p><b>Please make sure you have logged in before you start attempting tasks!</b></p> <p><i>Please note: On Friday you will play <b>Studio</b> ten times: Can you keep your accuracy above 90% while answering questions as quickly as you can?</i></p>	<a href="#">Click here to visit the TT Rock Stars website</a>	10
<b>Reading</b>	<p><b>Reading for pleasure:</b> Read your reading book for <b>30 minutes</b>. Take the AR quiz when finished – remember to look back in the book to help you!</p>	<a href="#">Click here to visit the AR website so you take your quiz!</a>	20
<b>Writing</b>	<p><b>Nasty writing:</b> Two adjective sentence</p>	<p><a href="#">Nasty Writing Activities</a></p> <p><a href="#">Click here to watch a video of the task</a></p>	10
	<p><b>Daily Task:</b> (45 mins daily)</p> <p>Follow the flipchart to write a character description</p>	<p><a href="#">Lesson Slides</a></p> <p><a href="#">Click here to watch today's task</a></p>	20
	<p><b>Turbo SpAG: What is a Paragraph?</b></p> <p><b>Watch the videos and complete at least activity one</b>, feel free to complete more activities (further down the page) if you have time!</p>	<a href="#">Turbo SPAG Task</a>	10
	<p><b>Handwriting:</b> Write your spelling words out 3-5 times each in your neatest, joined up handwriting. Focus on using leading in strokes, the size of your letters with your ascenders being taller than the lowercase letters and descenders going underneath the line. (10 mins)</p>	<a href="#">Additional handwriting support resources</a>	10
	<p><b>Spellings:</b> (15 mins) Choose the same two levels as you were practicing last week. Use <b>Mnemonics</b> to practise your spellings.</p> <p><b>Test: 26/01/21</b></p>	<a href="#">Additional spelling support resources</a>	15



# Chesswood Junior School – Daily Learning – Year 3 – 19.01.21



- Practice spellings using a method I use in class. *Tick once I can spell a word.*

Bronze		Silver		Gold		Platinum	
guide	Tick	different	Tick	recent	Tick	February	Tick
heard	Tick	popular	Tick	opposite	Tick	busy	Tick
heart	Tick	perhaps	Tick	dismiss	Tick	business	Tick
dislike	Tick	disagree	Tick	disappoint	Tick	disappear	Tick
mislead	Tick	misbehave	Tick	misspell	Tick	misplace	Tick
incorrect	Tick	inactive	Tick	incomplete	Tick	indestructible	Tick

Spring 1  
Weeks 2 and 3  
High Frequency  
words

up  
no  
from  
day  
had  
mum

## Mnemonics



**IXL: Year 3 English – Focus on K.1, K.3, K.7**

If you have completed these already master 3 new skills that you have not yet completed.

(15 mins)

**Please make sure you have logged in before you start attempting tasks!**

[Click here to visit the English IXL website.](#)

10

**PSHE**

Watch **Newsround** to keep up with current affairs. (5 mins)

[Click here to view the latest Newsround.](#)

10

**French**

Log in to practice on Duolingo. Try to earn 10 XP today. Lots of house points to be earned for super French language learning.

**Please make sure you have logged in before you start attempting tasks!**

(10 mins)


[Click here to visit the Duolingo website for schools.](#)

10



# Chesswood Junior School – Daily Learning – Year 3 – 19.01.21







Science	<p><b>This week</b>, we are going to learn about <b>magnets</b>. Watch the video to find out some cool facts about magnets. You can also <b>read your knowledge organiser</b> as well!</p> <p>When you have watched the video and read the magnet parts on your knowledge organiser, <b>click on the 'hidden magnets' game</b>. <b>Watch the tutorial</b> to learn how the objects act around magnets.</p> <p>Think carefully how the objects helped you to find the magnet. <b>Explain</b> in your book how you found the magnet. <b>Use words from your knowledge organiser</b> to help you.</p>	<p><a href="#">Forces and magnets knowledge organiser</a></p> <p><a href="#">Click here to watch the magnets video</a></p> <p><a href="#">Click here to play the 'hidden magnets' game</a></p>	20
Art	<p><i>Please note, this task can be completed at any point throughout the week</i></p> <p>Lesson 2 – Van Gogh.</p> <p>You will be learning how to use lines to create a Van Gogh inspired drawing, looking specifically at the famous 'Starry night' painting.</p>	<p><a href="#">Click here to view this week's task sheet.</a></p>	20
Computing	<p>This week we are going to make a music video using <b>Dance Party!</b></p> <p>We will be using <b>loops</b> and <b>debugging</b> to create our video.</p> <p>Use the <b>knowledge organiser</b> if you need help with <b>coding vocabulary</b> or how to <b>debug</b> your program.</p> <p>Follow the instructions and remember to send in your finished videos and certificates to your teacher!</p> <p>We can't wait to see them!</p>	<p><a href="#">Click here for the 'We Are Bug Fixers' knowledge organiser</a></p> <p><a href="#">Click here to start Dance Party!</a></p> 	10
Music	<p><i>Please note, this task can be completed at any point throughout the week</i></p> <p>This continues from last week's learning:</p> <p>Check out the Rock and Roll Knowledge Organiser. Try to pick out 1 new fact per day from each of the 3 large boxes on there. How many facts can you remember over the course of a week?</p>	<p><a href="#">Click here to view the Rock and Roll knowledge organiser.</a></p> <p><a href="#">Click here to watch the Rock and Roll tutorial on Garageband.</a></p> <p><a href="#">Click here to view the activity task list.</a></p>	10



# Chesswood Junior School – Daily Learning – Year 3 – 19.01.21



	<p>Watch the Rock and Roll tutorial on Garageband (this is an app on phones/tablets).</p> <p>Try to complete Activity 2 on the task list. (45 mins total)</p>		
PE	<p>Introducing the Chesswood Junior School 20/21 Fitness Challenge! Click on the link on the right for more information – there are some ideas on the link, or you could use the Joe Wicks workout below to help you! (30 mins)</p> <p>Why not try Sock Boccia – it's great fun!</p>	<p><a href="#">Chesswood 2021 Fitness Challenge</a></p> <p><a href="#">Click here to find out about Sock Boccia!</a></p> <p><a href="#">Click here to view the PE Support at Home page – this has lots of other tips for PE activities at home.</a></p> <p><a href="#">Click here to view PE knowledge organisers.</a></p>	10
DT Part 2- Competition	<p><b>'Get Set to Eat Fresh' DT COMPETITION! – GOOD LUCK!</b></p> <p><b>Can you create a recipe for Team GB?</b></p> <p>If you are chosen as a winner in your age category, you could win an <b>exclusive Team GB goody bag, £50 in Aldi vouchers, a certificate</b>, and your recipe will join Aldi's collection of Taste Kitchen recipes – featuring on both the Aldi and Get Set to Eat Fresh sites and Chesswood could also receive £200 in Aldi vouchers and a bag of fresh produce!</p> <p>If you are selected as the one overall winner – selected by Aldi Athlete Ambassadors – you will additionally receive a <b>piece of money-can't-buy Team GB Tokyo 2020 signed merchandise</b> and <b>have your recipe featured on a full or double page spread of an Aldi leaflet!</b></p> <p><b>So, what do you need to do?</b> Create and write a recipe, including ingredients, instructions, a description for the recipe, and a short paragraph to explain how the recipe is inspired by Team GB. - See the <a href="#">overview</a> attached for full details.</p> <p><b>Key points worth remembering:</b></p> <ul style="list-style-type: none"> <li>All recipes should include at least two fruits or vegetables.</li> <li>Entrants must include a photograph of themselves with their finished dish.</li> <li>Submit your recipe using the Taste Kitchen Challenge <a href="#">Recipe Sheet</a> and <a href="#">Cover Sheet</a> completed by a parent/carers or teacher.</li> <li>Entries should be sent to: <a href="mailto:info@getseateatfresh.co.uk">info@getseateatfresh.co.uk</a></li> <li>A winner will be chosen in each of the following age groups: 5–7, 7–11 and 11–14.</li> </ul>	<p><a href="https://getseateatfresh.co.uk/resources/tastekitchenchallenge">https://getseateatfresh.co.uk/resources/tastekitchenchallenge</a></p> <p>11.01.21 - <a href="#">Overview</a></p> <p>11.01.21 - <a href="#">PowerPoint</a></p> <p>11.01.21 – <a href="#">Recipe sheet PDF</a></p> <p>11.01.21 – <a href="#">Cover sheet PDF</a></p> <p><b>Competition deadline:</b> <b>Friday 12<sup>th</sup> February 2021</b></p>    	20



# Chesswood Junior School – Daily Learning – Year 3 – 19.01.21



- Competition deadline: Friday 12 February 2021
- All entrants receive 50HP just for entering!

Full terms and conditions can be found here:  
[www.getseteatfresh.co.uk/about/tastekitchen-termsandconditions](http://www.getseteatfresh.co.uk/about/tastekitchen-termsandconditions)

Keep track of the house points you earn each day, collect and record these yourselves, we trust you to be honest!

Remember to let your teachers know what you have done – email photos or videos.