




Chesswood Junior School – Daily Learning – Year 3 – 21.01.21



Subject	Activity	Resources/Links	House Points
Maths	Starter board: Answer the questions using a written method (10 mins)	Click here to view today's Starter Board and answers Click here to find helpful video tutorials if you're struggling with today's questions Click here to view the school calculation progression to help you if needed	15
	Task: How many ways? Click here to find a helpful video on today's learning - look for the video with the same title as the task Watch the video guidance to support you as you work through the lesson using the activities which can be found beside the video on the right-hand side. Tip: Pause the video while you work so you don't miss the next part! You can also play the video more than once and rewind it if you miss part or want to hear a small part multiple times until you fully understand. <p style="color: red;">Go the extra mile by reasoning at least 3 of your answers!</p>	Video:  Click here to view the slides viewed in the video above Click here to view today's activity Click here to view today's answers Click here to view our support for Maths at home if you need some help. Click here for a selection of useful websites and links for Maths.	20
	Reasoning: Click here for today's reasoning challenge	Click here for today's reasoning challenge	10
	Turbo Maths: Click here for a burst of Turbo Maths fun!	Click here for a burst of Turbo Maths fun!	5



Chesswood Junior School – Daily Learning – Year 3 – 21.01.21




	<p>IXL: Year 3: BB.5 Multiply by 4, BB.9 Multiply by 8 (If you have already mastered these, pick another 2 activities).</p> <p>Please make sure you have logged in before you start attempting tasks!</p> <p>If you are stuck please try Year 2: E.1 Add doubles, E.4 Add three numbers – use doubles</p> <p>If you are really stuck, please try Year 1: F.2 Skip-count by twos, F.5 Skip count by fives, F.7 Skip count by tens</p>	<p>Click here to visit Year 3 IXL</p> <p>Click here to visit Year 2 IXL</p> <p>Click here to visit Year 1 IXL</p>	10
	<p>Numbots: If your teacher has told you to play Numbots, please play Numbots for 10 minutes.</p> <p>Please make sure you have logged in before you start attempting tasks!</p>	Click here to visit the Numbots website	10
	<p>TT Rock Stars: Play Garage as normal. (10 mins)</p> <p>Please make sure you have logged in before you start attempting tasks!</p> <p>Please note: On Friday you will play Studio ten times: Can you keep your accuracy above 90% while answering questions as quickly as you can?</p>	Click here to visit the TT Rock Stars website	10
Reading	<p>Reading for pleasure: Read your reading book for 30 minutes. Take the AR quiz when finished – remember to look back in the book to help you!</p>	Click here to visit the AR website so you take your quiz!	20
	<p>Task: Look through the Reading flipchart. Then complete the task. There are two pages to read and 6 questions to answer. Then try to summarise what you have read.</p>	<p>Click here to listen to Mr Harney reading.</p> <p>Click here to read pages 42-59 of the Ice Palace.</p> <p>Click here to view today's task.</p>	20
Writing	<p>Nasty writing: Powerful Verbs</p>	<p>Nasty Writing Activities</p> <p>Click here to watch today's task</p>	10
	<p>Daily Task: (45 mins daily)</p> <p>Follow the flipchart to be able to write your own fable - today you will be planning the main event to show what the characters are doing when they are introduced to the reader. You will choose an event and write a conversation between the two characters using inverted commas for direct speech.</p>	<p>Lesson Slides</p> <p>Click here to watch today's English task</p> <p>Main Event planning sheet</p> <p>Verbs Word Mat</p>	20
	<p>Turbo SPAG: Using conjunctions to join ideas</p> <p>Watch the videos and complete at least activity one, feel free to complete more activities (further down the page) if you have time!</p>	Turbo Spag Task	10
	<p>Handwriting: Write your spelling words out 3-5 times each in your neatest, joined up handwriting. Focus on using leading in strokes, the size of your</p>	Additional handwriting support resources	10



Chesswood Junior School – Daily Learning – Year 3 – 21.01.21



	<p>letters with your ascenders being taller than the lowercase letters and descenders going underneath the line. (10 mins)</p> <p>Spellings: (15 mins) Choose the same two levels as you were practicing last week. Use Silly Sentences to practise your spellings.</p> <p>Test: 26/01/21</p> <table><tr><td colspan="8">• Practice spellings using a method I use in class. <i>Tick once I can spell a word.</i></td></tr><tr><td colspan="2">Bronze</td><td colspan="2">Silver</td><td colspan="2">Gold</td><td colspan="2">Platinum</td></tr><tr><td>guide</td><td>Tick</td><td>different</td><td>Tick</td><td>recent</td><td>Tick</td><td>February</td><td>Tick</td></tr><tr><td>heard</td><td>Tick</td><td>popular</td><td>Tick</td><td>opposite</td><td>Tick</td><td>busy</td><td>Tick</td></tr><tr><td>heart</td><td>Tick</td><td>perhaps</td><td>Tick</td><td>dismiss</td><td>Tick</td><td>business</td><td>Tick</td></tr><tr><td>dislike</td><td>Tick</td><td>disagree</td><td>Tick</td><td>disappoint</td><td>Tick</td><td>disappear</td><td>Tick</td></tr><tr><td>mislead</td><td>Tick</td><td>misbehave</td><td>Tick</td><td>misspell</td><td>Tick</td><td>misplace</td><td>Tick</td></tr><tr><td>incorrect</td><td>Tick</td><td>inactive</td><td>Tick</td><td>incomplete</td><td>Tick</td><td>indestructible</td><td>Tick</td></tr></table> <div><p>Spring 1 Weeks 2 and 3 High Frequency words</p><p>up</p><p>no</p><p>from</p><p>day</p><p>had</p><p>mum</p></div>	• Practice spellings using a method I use in class. <i>Tick once I can spell a word.</i>								Bronze		Silver		Gold		Platinum		guide	Tick	different	Tick	recent	Tick	February	Tick	heard	Tick	popular	Tick	opposite	Tick	busy	Tick	heart	Tick	perhaps	Tick	dismiss	Tick	business	Tick	dislike	Tick	disagree	Tick	disappoint	Tick	disappear	Tick	mislead	Tick	misbehave	Tick	misspell	Tick	misplace	Tick	incorrect	Tick	inactive	Tick	incomplete	Tick	indestructible	Tick	<p>Additional spelling support resources</p> 	15
• Practice spellings using a method I use in class. <i>Tick once I can spell a word.</i>																																																																			
Bronze		Silver		Gold		Platinum																																																													
guide	Tick	different	Tick	recent	Tick	February	Tick																																																												
heard	Tick	popular	Tick	opposite	Tick	busy	Tick																																																												
heart	Tick	perhaps	Tick	dismiss	Tick	business	Tick																																																												
dislike	Tick	disagree	Tick	disappoint	Tick	disappear	Tick																																																												
mislead	Tick	misbehave	Tick	misspell	Tick	misplace	Tick																																																												
incorrect	Tick	inactive	Tick	incomplete	Tick	indestructible	Tick																																																												
	<p>IXL: Year 3 English – Focus on S.1, S.2, S.3</p> <p>If you have completed these already master 3 new skills that you have not yet completed.</p> <p>(15 mins)</p> <p>Please make sure you have logged in before you start attempting tasks!</p>	<p>Click here to visit the English IXL website.</p>	10																																																																
PSHE	<p>Watch Newsround to keep up with current affairs. (5 mins)</p>	<p>Click here to view the latest Newsround.</p>	10																																																																
French	<p>Log in to practice on Duolingo. Try to earn 10 XP today. Lots of house points to be earned for super French language learning.</p> <p>Please make sure you have logged in before you start attempting tasks!</p>	<p>Click here to visit the Duolingo website for schools.</p>	10																																																																



Chesswood Junior School – Daily Learning – Year 3 – 21.01.21




	(10 mins)		
Science	<p>This week, we are going to learn about magnets. Watch the video to find out some cool facts about magnets. You can also read your knowledge organiser as well!</p> <p>When you have watched the video and read the magnet parts on your knowledge organiser, click on the 'hidden magnets' game. Watch the tutorial to learn how the objects act around magnets.</p> <p>Think carefully how the objects helped you to find the magnet. Explain in your book how you found the magnet. Use words from your knowledge organiser to help you.</p>	<p>Forces and magnets knowledge organiser</p> <p>Click here to watch the magnets video</p> <p>Click here to play the 'hidden magnets' game</p>	20
Art	<p><i>Please note, this task can be completed at any point throughout the week</i></p> <p>Lesson 2 – Van Gogh.</p> <p>You will be learning how to use lines to create a Van Gogh inspired drawing, looking specifically at the famous 'Starry night' painting.</p>	<p>Click here to view this week's task sheet.</p>	20
DT	<p><i>Please note, this task can be completed at any point throughout the week</i></p> <p>Lesson 1</p> <p>This week we will be investigating cam mechanisms in toys and trying to understand how they make them move.</p>	<p>Lesson Slides</p> <p>Knowledge Organiser - Cams</p> <p>Basic Cam Mechanisms Video clip <i>For page 5 on flipchart</i></p> <p>Cam Mechanisms Task</p>	20
Computing	<p>This week we are going to make a music video using Dance Party!</p> <p>We will be using loops and debugging to create our video.</p> <p>Use the knowledge organiser if you need help with coding vocabulary or how to debug your program.</p> <p>Follow the instructions and remember to send in your finished videos and certificates to your teacher!</p> <p>We can't wait to see them!</p>	<p>Click here for the 'We Are Bug Fixers' knowledge organiser</p>	10



Chesswood Junior School – Daily Learning – Year 3 – 21.01.21



		Click here to start Dance Party! 	
Music	<p><i>Please note, this task can be completed at any point throughout the week</i></p> <p>This continues from last week's learning: Check out the Rock and Roll Knowledge Organiser. Try to pick out 1 new fact per day from each of the 3 large boxes on there. How many facts can you remember over the course of a week? Watch the Rock and Roll tutorial on Garageband (this is an app on phones/tablets). Try to complete Activity 2 on the task list. (45 mins total)</p>	<p>Click here to view the Rock and Roll knowledge organiser.</p> <p>Click here to watch the Rock and Roll tutorial on Garageband.</p> <p>Click here to view the activity task list.</p>	10
PE	<p>Introducing the Chesswood Junior School 20/21 Fitness Challenge! Click on the link on the right for more information – there are some ideas on the link, or you could use the Joe Wicks workout below to help you! The Body Coach Workout – Joe Wicks is back with his fantastic, fun workouts, he'll have a live workout this morning at 9am. Check out his You Tube channel by clicking here. (30 mins) Why not try Sock Boccia – it's great fun!</p>	<p>Chesswood 2021 Fitness Challenge</p> <p>Click here to find out about Sock Boccia!</p> <p>Click here to view the PE Support at Home page – this has lots of other tips for PE activities at home.</p> <p>Click here to view PE knowledge organisers.</p>	10
DT Part 2- Competition	<p>'Get Set to Eat Fresh' DT COMPETITION! – GOOD LUCK!</p> <p>Can you create a recipe for Team GB?</p> <p>If you are chosen as a winner in your age category, you could win an exclusive Team GB goody bag, £50 in Aldi vouchers, a certificate, and your recipe will join Aldi's collection of Taste Kitchen recipes – featuring on both the Aldi and Get Set to Eat Fresh sites and Chesswood could also receive £200 in Aldi vouchers and a bag of fresh produce!</p>	<p>https://getseteatfresh.co.uk/resources/tastekitchenchallenge</p>	20



Chesswood Junior School – Daily Learning – Year 3 – 21.01.21



If you are selected as the one overall winner – selected by Aldi Athlete Ambassadors – you will additionally receive **a piece of money-can't-buy Team GB Tokyo 2020 signed merchandise** and **have your recipe featured on a full or double page spread of an Aldi leaflet!**

So, what do you need to do? Create and write a recipe, including ingredients, instructions, a description for the recipe, and a short paragraph to explain how the recipe is inspired by Team GB. - See the [overview](#) attached for full details.

Key points worth remembering:

- All recipes should include at least two fruits or vegetables.
- Entrants must include a photograph of themselves with their finished dish.
- Submit your recipe using the Taste Kitchen Challenge [Recipe Sheet](#) and [Cover Sheet](#) completed by a parent/carers or teacher.
- Entries should be sent to: info@getseateatfresh.co.uk
- A winner will be chosen in each of the following age groups: 5–7, 7–11 and 11–14.
- Competition deadline: Friday 12 February 2021
- All entrants receive 50HP just for entering!

Full terms and conditions can be found here:
www.getseateatfresh.co.uk/about/tastekitchen-termsandconditions

11.01.21 - [Overview](#)
11.01.21 - [PowerPoint](#)
11.01.21 - [Recipe sheet PDF](#)
11.01.21 - [Cover sheet PDF](#)

Competition deadline:
Friday 12th February 2021



Keep track of the house points you earn each day, collect and record these yourselves, we trust you to be honest!

Remember to let your teachers know what you have done – email photos or videos.