




Chesswood Junior School – Daily Learning – Year 3 – 25.01.21



Subject	Activity	Resources/Links	House Points
Maths	Starter board: Answer the questions using a written method (10 mins)	Click here to view today's Starter Board and answers Click here to find helpful video tutorials if you're struggling with today's questions Click here to view the school calculation progression to help you if needed	15
	Turbo Maths: Click here for a burst of Turbo Maths fun!	Click here for a burst of Turbo Maths fun!	5
	Assessed piece of work Task: Count Money (Pounds) Click here to find a helpful video on today's learning - look for the video with the same title as the task Watch the video guidance to support you as you work through the lesson using the activities which can be found beside the video on the right-hand side. As part of the new weekly assessments bought in, we would like you to do your maths work online today. All you need to do is click here and answer the questions. We have taken the questions from the normal white rose sheet but changed them slightly so you can fill them all in online. When you have finished click submit and your teacher will be able to see your work. We will then use this to help put together a video talking about this work which you will be able to watch on Wednesday. If you have questions about accessing the form, please email: ngilbert@chesswood.w-sussex.sch.uk Tip: Pause the video while you work so you don't miss the next part! You can also play the video more than once and rewind it if you miss part or want to hear a small part multiple times until you fully understand. Go the extra mile by reasoning at least 3 of your answers!	Video: Count Money (Pounds)  Click here to view and answer today's questions. You'll be shown answers after you click submit. Click here to view our support for Maths at home if you need some help. Click here for a selection of useful websites and links for Maths.	20
	Reasoning: Click here for today's reasoning task	Click here for today's reasoning task	10



Chesswood Junior School – Daily Learning – Year 3 – 25.01.21











	<p>IXL: Year 3: P.3. Count money – up to £5, P.4 Equivalent amounts of money – up to £1, P.5 Equivalent amounts of money – up to £5</p> <p>Please make sure you have logged in before you start attempting tasks!</p> <p>If you are stuck please try Year 2: S.3 Count all coins S.4 Equivalent groups of coins S.5 Exchanging coins</p> <p>If you are really stuck, please try Year 1: V.3 Count money – 1p coins only, V.4 Count money 1p and 2p coins, V.5 Count money – 1p, 2p and 5p coins</p>	<p>Click here to visit Year 3 IXL</p> <p>Click here to visit Year 2 IXL</p> <p>Click here to visit Year 1 IXL</p>	10
	<p>Numbots: If your teacher has told you to play Numbots, please play Numbots for 10 minutes.</p> <p>Please make sure you have logged in before you start attempting tasks!</p>	Click here to visit the Numbots website	10
	<p>TT Rock Stars: Play Garage as normal. (10 mins)</p> <p>Please make sure you have logged in before you start attempting tasks!</p> <p>Please note: On Friday you will play Studio ten times: Can you keep your accuracy above 90% while answering questions as quickly as you can?</p>	Click here to visit the TT Rock Stars website	10
Reading	<p>Reading for pleasure: Read your reading book for 30 minutes. Take the AR quiz when finished – remember to look back in the book to help you!</p>	Click here to visit the AR website so you take your quiz!	20
	<p>Comprehension – (30 mins)</p> <p>Reading comprehension: The reluctant dragon. Read the text and then answer the 7 questions. Remember, you should be able to find the answers in the text. Be really careful when copying spellings from the text! If the question is asking what you think, remember to use clues in the text and what you already know to help you.</p> <p>Once you've given it your best shot, mark your work using the answer sheet.</p>	<p>Text and questions</p> <p>Answers</p>	20
Writing	<p>Nasty writing: Emotive Language</p>	<p>Nasty Writing Activities</p> <p>Click here to watch a video of today's task</p>	10
	<p>Weekly Task: (45 mins daily)</p> <p>Follow the flipchart to write the middle of a fable focusing on the problem.</p>	<p>Lesson Slides</p> <p>Click here to watch a video of today's lesson.</p> <p>Emotive Language word mat pdf.</p>	20
	<p>Turbo SPAG: Four types of sentence</p> <p>Watch the videos and complete at least activity one, feel free to complete more activities (further down the page) if you have time!</p>	Turbo Spag Task	10



Chesswood Junior School – Daily Learning – Year 3 – 25.01.21




PSHE	<p>Handwriting: Write your spelling words out 3-5 times each in your neatest, joined up handwriting. Focus on using leading in strokes, the size of your letters with your ascenders being taller than the lowercase letters and descenders going underneath the line. (10 mins)</p>	<p>Additional handwriting support resources</p>	10																																																																
	<p>Spellings: (15 mins) Today chose your favourite method from our Tic Tac toe grid to practise your spelling words from. Test: Tomorrow! (26.01.21)</p> <table border="1"><tr><th colspan="8">Practice spellings using a method I use in class. Tick once I can spell a word.</th></tr><tr><th colspan="2">Bronze</th><th colspan="2">Silver</th><th colspan="2">Gold</th><th colspan="2">Platinum</th></tr><tr><td>guide</td><td>Tick</td><td>different</td><td>Tick</td><td>recent</td><td>Tick</td><td>February</td><td>Tick</td></tr><tr><td>heard</td><td>Tick</td><td>popular</td><td>Tick</td><td>opposite</td><td>Tick</td><td>busy</td><td>Tick</td></tr><tr><td>heart</td><td>Tick</td><td>perhaps</td><td>Tick</td><td>dismiss</td><td>Tick</td><td>business</td><td>Tick</td></tr><tr><td>dislike</td><td>Tick</td><td>disagree</td><td>Tick</td><td>disappoint</td><td>Tick</td><td>disappear</td><td>Tick</td></tr><tr><td>mislead</td><td>Tick</td><td>misbehave</td><td>Tick</td><td>misspell</td><td>Tick</td><td>misplace</td><td>Tick</td></tr><tr><td>incorrect</td><td>Tick</td><td>inactive</td><td>Tick</td><td>incomplete</td><td>Tick</td><td>indestructible</td><td>Tick</td></tr></table> <div><p>Spring 1 Weeks 2 and 3 High Frequency words</p><p>up</p><p>no</p><p>from</p><p>day</p><p>had</p><p>mum</p></div>	Practice spellings using a method I use in class. Tick once I can spell a word.								Bronze		Silver		Gold		Platinum		guide	Tick	different	Tick	recent	Tick	February	Tick	heard	Tick	popular	Tick	opposite	Tick	busy	Tick	heart	Tick	perhaps	Tick	dismiss	Tick	business	Tick	dislike	Tick	disagree	Tick	disappoint	Tick	disappear	Tick	mislead	Tick	misbehave	Tick	misspell	Tick	misplace	Tick	incorrect	Tick	inactive	Tick	incomplete	Tick	indestructible	Tick	<p>Additional spelling support resources</p> <div><div><p>Story Time</p></div><div><p>Graffiti wall</p></div><div><p>Silly sentences</p></div><div><p>Pyramid power</p></div><div><p>Look - Say - Cover - Write - Check</p></div><div><p>Chunking</p></div><div><p>Rainbow Words</p></div><div><p>Mnemonics</p></div><div><p>Air and back spelling</p></div></div>	15
	Practice spellings using a method I use in class. Tick once I can spell a word.																																																																		
Bronze		Silver		Gold		Platinum																																																													
guide	Tick	different	Tick	recent	Tick	February	Tick																																																												
heard	Tick	popular	Tick	opposite	Tick	busy	Tick																																																												
heart	Tick	perhaps	Tick	dismiss	Tick	business	Tick																																																												
dislike	Tick	disagree	Tick	disappoint	Tick	disappear	Tick																																																												
mislead	Tick	misbehave	Tick	misspell	Tick	misplace	Tick																																																												
incorrect	Tick	inactive	Tick	incomplete	Tick	indestructible	Tick																																																												
<p>IXL: Year 3 English – Focus on V.19, V.20, V.21 If you have completed these already master 3 new skills that you have not yet completed. (15 mins) Please make sure you have logged in before you start attempting tasks!</p>	<p>Click here to visit the English IXL website.</p>	10																																																																	
	<p>Watch Newsround to keep up with current affairs. (5 mins)</p>	<p>Click here to view the latest Newsround.</p> <p>Click here to view today's task</p>	10																																																																







Chesswood Junior School – Daily Learning – Year 3 – 25.01.21



	Task: Create your own relaxation spinner. Why not listen to some calm music whilst creating your spinner?		
French	Log in to practice on Duolingo. Try to earn 10 XP today. Lots of house points to be earned for super French language learning. Please make sure you have logged in before you start attempting tasks! (10 mins)	Click here to visit the Duolingo website for schools.	10
Science	<i>Please note will appear on Thursday</i>		
Art	<i>Please note will appear on Friday</i>		
RE	<i>Please note will appear on Thursday</i>		
DT	<i>Please note will appear on Tuesday</i>		
Music	<i>Please note will appear on Wednesday</i>		
PE	Introducing the Chesswood Junior School 20/21 Fitness Challenge! Click on the link on the right for more information – there are some ideas on the link, or you could use the Joe Wicks workout below to help you! The Body Coach Workout – Joe Wicks is back with his fantastic, fun workouts, he'll have a live workout this morning at 9am. Check out his You Tube channel by clicking here. (30 mins) Why not try Sock Boccia – it's great fun!	Chesswood 2021 Fitness Challenge Click here to find out about Sock Boccia! Click here to view the PE Support at Home page – this has lots of other tips for PE activities at home. Click here to view PE knowledge organisers.	10
Computing	This week, we will be using code to go on a Minecraft adventure! You will need to think of what instructions to include in your algorithm to move your character around the world. Click here to start coding with Minecraft		20



		Click here to start coding with Minecraft	
DT Part 2- Competition	<p>'Get Set to Eat Fresh' DT COMPETITION! – GOOD LUCK!</p> <p>Can you create a recipe for Team GB?</p> <p>If you are chosen as a winner in your age category, you could win an exclusive Team GB goody bag, £50 in Aldi vouchers, a certificate, and your recipe will join Aldi's collection of Taste Kitchen recipes – featuring on both the Aldi and Get Set to Eat Fresh sites and Chesswood could also receive £200 in Aldi vouchers and a bag of fresh produce!</p> <p>If you are selected as the one overall winner – selected by Aldi Athlete Ambassadors – you will additionally receive a piece of money-can't-buy Team GB Tokyo 2020 signed merchandise and have your recipe featured on a full or double page spread of an Aldi leaflet!</p> <p>So, what do you need to do? Create and write a recipe, including ingredients, instructions, a description for the recipe, and a short paragraph to explain how the recipe is inspired by Team GB. - See the overview attached for full details.</p> <p>Key points worth remembering:</p> <ul style="list-style-type: none"> • All recipes should include at least two fruits or vegetables. • Entrants must include a photograph of themselves with their finished dish. • Submit your recipe using the Taste Kitchen Challenge Recipe Sheet and Cover Sheet completed by a parent/carers or teacher. • Entries should be sent to: info@getseateatfresh.co.uk • A winner will be chosen in each of the following age groups: 5–7, 7–11 and 11–14. • Competition deadline: Friday 12 February 2021 • All entrants receive 50HP just for entering! <p>Full terms and conditions can be found here: www.getseateatfresh.co.uk/about/tastekitchen-termsandconditions</p>	<p>https://getseateatfresh.co.uk/resources/tastekitchenchallenge</p> <p>11.01.21 - Overview 11.01.21 - PowerPoint 11.01.21 - Recipe sheet PDF 11.01.21 - Cover sheet PDF</p> <p>Competition deadline: Friday 12th February 2021</p>    	20

Keep track of the house points you earn each day, collect and record these yourselves, we trust you to be honest!

Remember to let your teachers know what you have done – email photos or videos.