




Chesswood Junior School – Daily Learning – Year 3 – 26.01.21



Subject	Activity	Resources/Links	House Points
Maths	Starter board: Answer the questions using a written method (10 mins)	Click here to view today's Starter Board and answers Click here to find helpful video tutorials if you're struggling with today's questions Click here to view the school calculation progression to help you if needed	15
	Turbo Maths: Click here for a burst of Turbo Maths fun!	Click here for a burst of Turbo Maths fun!	5
	Task: Pounds and Pence Click here to find a helpful video on today's learning - look for the video with the same title as the task Watch the video guidance to support you as you work through the lesson using the activities which can be found beside the video on the right-hand side. Tip: Pause the video while you work so you don't miss the next part! You can also play the video more than once and rewind it if you miss part or want to hear a small part multiple times until you fully understand. Go the extra mile by reasoning at least 3 of your answers!	Video: Pounds and Pence  Click here to view today's activity Click here to view today's answers Click here to view our support for Maths at home if you need some help. Click here for a selection of useful websites and links for Maths.	20
	Reasoning: Click here for today's reasoning task	Click here for today's reasoning task	10
	IXL: Year 3: P.3. Count money – up to £5, P.4 Equivalent amounts of money – up to £1, P.5 Equivalent amounts of money – up to £5 Please make sure you have logged in before you start attempting tasks!	Click here to visit Year 3 IXL Click here to visit Year 2 IXL	10



Chesswood Junior School – Daily Learning – Year 3 – 26.01.21



	<p>If you are stuck please try Year 2: S.3 Count all coins S.4 Equivalent groups of coins S.5 Exchanging coins</p> <p>If you are really stuck, please try Year 1: V.3 Count money – 1p coins only, V.4 Count money 1p and 2p coins, V.5 Count money – 1p, 2p and 5p coins</p>	Click here to visit Year 1 IXL	
	<p>Numbots: If your teacher has told you to play Numbots, please play Numbots for 10 minutes.</p> <p>Please make sure you have logged in before you start attempting tasks!</p>	Click here to visit the Numbots website	10
	<p>TT Rock Stars: Play Garage as normal. (10 mins)</p> <p>Please make sure you have logged in before you start attempting tasks!</p> <p><i>Please note: On Friday you will play Studio ten times: Can you keep your accuracy above 90% while answering questions as quickly as you can?</i></p>	Click here to visit the TT Rock Stars website	10
Reading	<p>Reading for pleasure: Read your reading book for 30 minutes. Take the AR quiz when finished – remember to look back in the book to help you!</p>	Click here to visit the AR website so you take your quiz!	20
Writing	<p>Nasty writing: Write a statement sentence</p>	Nasty Writing Activities Click here to watch a video of today's task	10
	<p>Weekly Task: (45 mins daily)</p> <p>Follow the flipchart to identify the features of a sentence using the slow writing method.</p>	Lesson Slides Click here to watch a video of today's lesson Slow Writing task	20
	<p>Turbo SPAG: How to write statement sentences</p> <p>Watch the videos and complete at least activity one, feel free to complete more activities (further down the page) if you have time!</p>	Turbo Spag Task	10
	<p>Handwriting: Write your spelling words out 3-5 times each in your neatest, joined up handwriting. Focus on using leading in strokes, the size of your letters with your ascenders being taller than the lowercase letters and descenders going underneath the line. (10 mins)</p>	Additional handwriting support resources	10
	<p>Spellings: (15 mins) Test: Today! Ask a parent/older sibling to test you on your spelling words.</p> <p>Send your teacher your score!</p> <p>Finished the test - Practise the ones you got wrong with your favourite tic-tac-toe method.</p>	Additional spelling support resources	15



Chesswood Junior School – Daily Learning – Year 3 – 26.01.21



Got them all correct? Amazing! Well done. Write some sentences to show you know the meaning of these words. If you don't, use this time to find the definitions in a dictionary!

• Practice spellings using a method I use in class. *Tick once I can spell a word.*

Bronze		Silver		Gold		Platinum	
guide	Tick	different	Tick	recent	Tick	February	Tick
heard	Tick	popular	Tick	opposite	Tick	busy	Tick
heart	Tick	perhaps	Tick	dismiss	Tick	business	Tick
dislike	Tick	disagree	Tick	disappoint	Tick	disappear	Tick
mislead	Tick	misbehave	Tick	misspell	Tick	misplace	Tick
incorrect	Tick	inactive	Tick	incomplete	Tick	indestructible	Tick

Spring 1
Weeks 2 and 3
High Frequency words

up
no
from
day
had
mum

<p>Story Time</p>	<p>Graffiti wall</p>	<p>Silly sentences</p>
<p>Pyramid power</p>	<p>Look - Say - Cover - Write - Check</p>	<p>Chunking</p> <p>disappoint</p>
<p>Rainbow Words</p>	<p>Mnemonics</p>	<p>Air and back spelling</p>

IXL: Year 3 English – Focus on T.1, T.2
If you have completed these already master 3 new skills that you have not yet completed.
(15 mins)

Please make sure you have logged in before you start attempting tasks!

[Click here to visit the English IXL website.](#)

10

PSHE

Watch **Newsround** to keep up with current affairs. (5 mins)

[Click here to view the latest Newsround.](#)

10

French

Log in to practice on Duolingo. Try to earn 10 XP today. Lots of house points to be earned for super French language learning.

[Click here to visit the Duolingo website for schools.](#)

10








Chesswood Junior School – Daily Learning – Year 3 – 26.01.21



	Please make sure you have logged in before you start attempting tasks! (10 mins)		
Science	<i>Please note will appear on Thursday</i>		
Art	<i>Please note will appear on Friday</i>		
RE	<i>Please note will appear on Thursday</i>		
DT	Assessed piece of work- Match up the cams to their names. Lesson 2 This week we will be taking a cam design challenge by designing a moving toy! As part of the new weekly assessments bought in, we would like you to do one of the DT tasks online today. We suggest you watch the video to help you to understand what to do, then send in a photo of your work to your teacher. We will then use this to help put together a video talking about this work which you will be able to watch at the start of next week's DT. If you have questions about accessing the assessment task, please email: ngilbert@chesswood.w-sussex.sch.uk	Click here to watch a video which talks you through today's DT – including how to submit the assessment task! Lesson Slides <i>This needs a link to flipchart Lesson 2</i> Knowledge Organiser – Cams Cams Assessed piece Cam Mechanisms Video clip <i>For page 8 on flipchart</i> Cam Design Challenge	20
Music	<i>Please note will appear on Wednesday</i>		
PE	Introducing the Chesswood Junior School 20/21 Fitness Challenge! Click on the link on the right for more information – there are some ideas on the link, or you could use the Joe Wicks workout below to help you! (30 mins) Why not try Sock Boccia – it's great fun!	Chesswood 2021 Fitness Challenge Click here to find out about Sock Boccia! Click here to view the PE Support at Home page – this has lots of other tips for PE activities at home. Click here to view PE knowledge organisers.	10



<p>Computing</p>	<p>This week, we will be using code to go on a Minecraft adventure! You will need to think of what instructions to include in your algorithm to move your character around the world.</p> <p>Click here to start coding with Minecraft</p>	 <p>Click here to start coding with Minecraft</p>	<p>20</p>
<p>DT Part 2- Competition</p>	<p>'Get Set to Eat Fresh' DT COMPETITION! – GOOD LUCK!</p> <p>Can you create a recipe for Team GB?</p> <p>If you are chosen as a winner in your age category, you could win an exclusive Team GB goody bag, £50 in Aldi vouchers, a certificate, and your recipe will join Aldi's collection of Taste Kitchen recipes – featuring on both the Aldi and Get Set to Eat Fresh sites and Chesswood could also receive £200 in Aldi vouchers and a bag of fresh produce!</p> <p>If you are selected as the one overall winner – selected by Aldi Athlete Ambassadors – you will additionally receive a piece of money-can't-buy Team GB Tokyo 2020 signed merchandise and have your recipe featured on a full or double page spread of an Aldi leaflet!</p> <p>So, what do you need to do? Create and write a recipe, including ingredients, instructions, a description for the recipe, and a short paragraph to explain how the recipe is inspired by Team GB. - See the overview attached for full details.</p> <p>Key points worth remembering:</p> <ul style="list-style-type: none"> • All recipes should include at least two fruits or vegetables. • Entrants must include a photograph of themselves with their finished dish. • Submit your recipe using the Taste Kitchen Challenge Recipe Sheet and Cover Sheet completed by a parent/carer or teacher. • Entries should be sent to: info@getseateatfresh.co.uk 	<p>https://getseateatfresh.co.uk/resources/tastekitchenchallenge</p> <p>11.01.21 - Overview 11.01.21 - PowerPoint 11.01.21 - Recipe sheet PDF 11.01.21 - Cover sheet PDF</p> <p>Competition deadline: Friday 12th February 2021</p>    	<p>20</p>



Chesswood Junior School – Daily Learning – Year 3 – 26.01.21



	<ul style="list-style-type: none">• A winner will be chosen in each of the following age groups: 5–7, 7–11 and 11–14.• Competition deadline: Friday 12 February 2021• All entrants receive 50HP just for entering! <p>Full terms and conditions can be found here: www.getseteatfresh.co.uk/about/tastekitchen-termsandconditions</p>		
--	---	--	--

Keep track of the house points you earn each day, collect and record these yourselves, we trust you to be honest!

Remember to let your teachers know what you have done – email photos or videos.