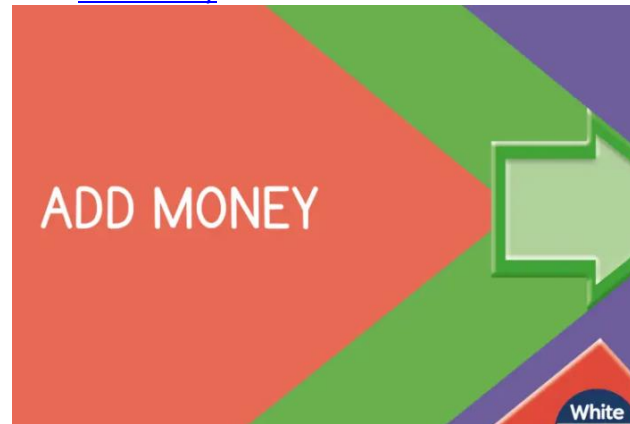




# Chesswood Junior School – Daily Learning – Year 3 – 28.01.21



Subject	Activity	Resources/Links	House Points
Maths	<b>Starter board:</b> Answer the questions using a written method (10 mins)	<a href="#">Click here to view today's Starter Board and answers</a>  <a href="#">Click here to find helpful video tutorials if you're struggling with today's questions</a>  <a href="#">Click here to view the school calculation progression to help you if needed</a>	15
	<b>Turbo Maths:</b> <a href="#">Click here for a burst of Turbo Maths fun!</a>	<a href="#">Click here for a burst of Turbo Maths fun!</a>	5
	<b>Task: Add Money</b> <a href="#">Click here to find a helpful video on today's learning - look for the video with the same title as the task</a>  Watch the video guidance to support you as you work through the lesson using the <b>activities</b> which can be found beside the video on the right-hand side.  <b>Tip:</b> Pause the video while you work so you don't miss the next part! You can also play the video more than once and rewind it if you miss part or want to hear a small part multiple times until you fully understand.  <b>Go the extra mile by reasoning at least 3 of your answers!</b>	<b>Video:</b> <a href="#">Add Money</a>   <a href="#">Click here to view today's activity</a>  <a href="#">Click here to view today's answers</a>  <a href="#">Click here to view our support for Maths at home if you need some help.</a>  <a href="#">Click here for a selection of useful websites and links for Maths.</a>	20
	<b>Reasoning:</b> <a href="#">Click here for today's reasoning task</a>	<a href="#">Click here for today's reasoning task</a>	10
	<b>IXL: Year 3: P.6</b> Exchanging coins, <b>P.7</b> Comparing groups of coins, <b>P.8</b> Add and subtract money – up to £1	<a href="#">Click here to visit Year 3 IXL</a>	10



# Chesswood Junior School – Daily Learning – Year 3 – 28.01.21



	<p><b>Please make sure you have logged in before you start attempting tasks!</b></p> <p><b>If you are stuck please try Year 2: S.6 Money – word problems, S.7 Least number of coins, S.8 Purchases – do you have enough money?</b></p> <p><b>If you are really stuck, please try Year 1: V.6 Count money 1p, 2p, 5p and 10p coins, V.9 Exchanging coins, V.10 Comparing two groups of coins</b></p>	<p><a href="#">Click here to visit Year 2 IXL</a></p> <p><a href="#">Click here to visit Year 1 IXL</a></p>	
	<p><b>Numbots:</b> If your teacher has told you to play Numbots, please play Numbots for 10 minutes.</p> <p><b>Please make sure you have logged in before you start attempting tasks!</b></p>	<a href="#">Click here to visit the Numbots website</a>	10
	<p><b>TT Rock Stars:</b> Play <b>Garage</b> as normal. (10 mins)</p> <p><b>Please make sure you have logged in before you start attempting tasks!</b></p> <p><i>Please note: On Friday you will play <b>Studio</b> ten times: Can you keep your accuracy above 90% while answering questions as quickly as you can?</i></p>	<a href="#">Click here to visit the TT Rock Stars website</a>	10
<b>Reading</b>	<p><b>Reading for pleasure:</b> Read your reading book for <b>30 minutes</b>. Take the AR quiz when finished – remember to look back in the book to help you!</p>	<a href="#">Click here to visit the AR website so you take your quiz!</a>	20
<b>Writing</b>	<p><b>Nasty writing:</b> Write a sentence containing a question</p>	<p><a href="#">Nasty Writing Activities</a></p> <p><a href="#">Click here to watch a video of today's task</a></p>	10
	<p><b>Weekly Task:</b> (45 mins daily)</p> <p><b>Follow the flipchart to be able to edit and proof read your writing.</b></p>	<p><a href="#">Lesson Slides</a></p> <p><a href="#">Click to watch Miss Howard guide you through today's Writing lesson</a></p> <p><a href="#">How to identify errors</a></p>	20
	<p><b>Turbo SPAG: How to write questions</b></p> <p><b>Watch the videos and complete at least activity one</b>, feel free to complete more activities (further down the page) if you have time!</p>	<a href="#">Turbo Spag Task</a>	10
	<p><b>Handwriting:</b> Write your spelling words out 3-5 times each in your neatest, joined up handwriting. Focus on using leading in strokes, the size of your letters with your ascenders being taller than the lowercase letters and descenders going underneath the line. (10 mins)</p>	<a href="#">Additional handwriting support resources</a>	10
	<p><b>Spellings:</b> (15 mins)</p> <p>Definition/Word Matching activity.</p>	<p><a href="#">Additional spelling support resources</a></p> <p><a href="#">Definition / Word Matching activity</a> (choose the level of challenge you are comfortable with)</p>	15



Test: 09/02/21

• Practice spellings using a method I use in class. <i>Tick once I can spell a word.</i>							
Bronze		Silver		Gold		Platinum	
learn	Tick	notice	Tick	various	Tick	medicine	Tick
often	Tick	island	Tick	suppose	Tick	experience	Tick
enough	Tick	famous	Tick	possible	Tick	peculiar	Tick
illegal	Tick	illegible	Tick	immortal	Tick	impatient	Tick
imperfect	Tick	immature	Tick	immobile	Tick	impossible	Tick
irregular	Tick	irrelevant	Tick	irresponsible	Tick	irreversible	Tick

Spring 1  
Weeks 4 and 5  
High Frequency  
words

children  
made  
of  
my  
one  
him

**IXL: Year 3 English – Focus on T.1, K.1, K.2**  
If you have completed these already master 3 new skills that you have not yet completed.  
(15 mins)  
**Please make sure you have logged in before you start attempting tasks!**

[Click here to visit the English IXL website.](#)

10

**PSHE**

Watch **Newsround** to keep up with current affairs. (5 mins)

[Click here to view the latest Newsround.](#)

10

**French**

Log in to practice on Duolingo. Try to earn 10 XP today. Lots of house points to be earned for super French language learning.  
**Please make sure you have logged in before you start attempting tasks!**  
(10 mins)

[Click here to visit the Duolingo website for schools.](#)

10

**Science**

Assessed piece of work

[Magnets Video](#)

20








# Chesswood Junior School – Daily Learning – Year 3 – 28.01.21



	<p><b>This week</b>, we are going to look at what objects are attracted to <b>magnets</b> and what a <b>magnetic force</b> can travel through. Once you have watched the video and <b>read your knowledge organiser</b>, click on the game link and listen to the <b>tutorial</b> and the <b>background</b> section.</p> <p>Then play the magnets game and see if you can get all the keys.</p> <p>Once you have played the game, click on the quiz link to complete today's work.</p>	<p><a href="#">Magnets Knowledge Organiser</a></p> <p><a href="#">Magnets Game</a></p> <p><a href="#">Click here to take the Science quiz – this is your assessment work</a></p>	
Art	<p><i>Please note will appear on Friday</i></p>		
RE	<p><i>Christianity- Did Jesus really perform miracles?</i></p> <p>Today we start a new topic and will be considering whether or not it is possible for us to make ourselves better when we feel ill. Follow the flipchart and watch the videos to begin to form your opinion.</p>	<p><a href="#">Lesson Slides</a></p> <p><a href="#">Click here to watch a link to today's task</a></p> <p><a href="#">Bear Feels sick story</a></p>	20
DT	<p><i>Please note this lesson was on Tuesday</i></p>		
Music	<p><i>Please note this lesson was on Wednesday</i></p>		
PE	<p>Introducing the Chesswood Junior School 20/21 Fitness Challenge! Click on the link on the right for more information – there are some ideas on the link, or you could use the Joe Wicks workout below to help you! (30 mins)</p> <p>Why not try Sock Boccia – it's great fun!</p>	<p><a href="#">Chesswood 2021 Fitness Challenge</a></p> <p><a href="#">Click here to find out about Sock Boccia!</a></p> <p><a href="#">Click here to view the PE Support at Home page – this has lots of other tips for PE activities at home.</a></p> <p><a href="#">Click here to view PE knowledge organisers.</a></p>	10



<p>Computing</p>	<p>This week, we will be using code to go on a Minecraft adventure! You will need to think of what instructions to include in your algorithm to move your character around the world.</p> <p><a href="#">Click here to start coding with Minecraft</a></p>	 <p><a href="#">Click here to start coding with Minecraft</a></p>	<p>20</p>
<p>DT Part 2- Competition</p>	<p><b>'Get Set to Eat Fresh' DT COMPETITION! – GOOD LUCK!</b></p> <p><b>Can you create a recipe for Team GB?</b></p> <p>If you are chosen as a winner in your age category, you could win an <b>exclusive Team GB goody bag, £50 in Aldi vouchers, a certificate</b>, and your recipe will join Aldi's collection of Taste Kitchen recipes – featuring on both the Aldi and Get Set to Eat Fresh sites and Chesswood could also receive £200 in Aldi vouchers and a bag of fresh produce!</p> <p>If you are selected as the one overall winner – selected by Aldi Athlete Ambassadors – you will additionally receive a <b>piece of money-can't-buy Team GB Tokyo 2020 signed merchandise</b> and <b>have your recipe featured on a full or double page spread of an Aldi leaflet!</b></p> <p><b>So, what do you need to do?</b> Create and write a recipe, including ingredients, instructions, a description for the recipe, and a short paragraph to explain how the recipe is inspired by Team GB. - <b>See the <a href="#">overview</a> attached for full details.</b></p> <p><b>Key points worth remembering:</b></p> <ul style="list-style-type: none"> <li>• All recipes should include at least two fruits or vegetables.</li> <li>• Entrants must include a photograph of themselves with their finished dish.</li> <li>• Submit your recipe using the Taste Kitchen Challenge <a href="#">Recipe Sheet</a> and <a href="#">Cover Sheet</a> completed by a parent/carers or teacher.</li> <li>• Entries should be sent to: <a href="mailto:info@getseateatfresh.co.uk">info@getseateatfresh.co.uk</a></li> </ul>	<p><a href="https://getseateatfresh.co.uk/resources/tastekitchenchallenge">https://getseateatfresh.co.uk/resources/tastekitchenchallenge</a></p> <p>11.01.21 - <a href="#">Overview</a> 11.01.21 - <a href="#">PowerPoint</a> 11.01.21 - <a href="#">Recipe sheet PDF</a> 11.01.21 - <a href="#">Cover sheet PDF</a></p> <p><b>Competition deadline: Friday 12<sup>th</sup> February 2021</b></p>    	<p>20</p>



## Chesswood Junior School – Daily Learning – Year 3 – 28.01.21



	<ul style="list-style-type: none"><li>• A winner will be chosen in each of the following age groups: 5–7, 7–11 and 11–14.</li><li>• Competition deadline: Friday 12 February 2021</li><li>• All entrants receive 50HP just for entering!</li></ul> <p>Full terms and conditions can be found here: <a href="http://www.getseteatfresh.co.uk/about/tastekitchen-termsandconditions">www.getseteatfresh.co.uk/about/tastekitchen-termsandconditions</a></p>		
--	---	--	--

Keep track of the house points you earn each day, collect and record these yourselves, we trust you to be honest!

Remember to let your teachers know what you have done – email photos or videos.