



# Chesswood Junior School – Daily Learning – Year 6 – 28.01.2021



Subject	Activity	Resources/Links	House Points	Tick ✓
Maths	<b>Written methods:</b> Reason answers and self-mark after completion. (10 mins) Tutorial videos if needed: <a href="https://www.chesswood.w-sussex.sch.uk/page/?title=Written+Division&amp;pid=340">https://www.chesswood.w-sussex.sch.uk/page/?title=Written+Division&amp;pid=340</a>	25.01.21 – <b>Written methods PDF</b> Calculation progression: <a href="https://www.chesswood.w-sussex.sch.uk/attachments/download.asp?file=3586&amp;type=pdf">https://www.chesswood.w-sussex.sch.uk/attachments/download.asp?file=3586&amp;type=pdf</a>	15	
	<b>Task: Lesson 4: Find a rule – One step (30-45 mins)</b>  <i>Please find the PowerPoint, video, activity booklet + answers and a greater depth (GDS) extension on the Year 6 Daily Learning page, resources can be found by scrolling down past the daily learning page image!</i>  Watch the interactive PowerPoint and/or video guidance to support you as you work through the lesson using the <b>activity booklet</b> . Please note, page one is fluency so if you find it too easy, only complete page two of the activity booklet and then have a go at the 'Maths GDS Extension' questions.  Once you have completed the questions in the activity booklet, use the <b>answers</b> booklet to <b>self-mark</b> .  <i>Try to reason every question.</i>  <b>Arithmetic test (just one per week): EASY</b> level this week – 10 minutes, do your best! Remember to use your written methods to help you get an accurate answer and check using the inverse where you can. Check your answers and give yourself a score /13.	<b>Video:</b> <a href="https://vimeo.com/499979721">https://vimeo.com/499979721</a> <b>PowerPoint:</b> <a href="https://chesswood-my.sharepoint.com/:p:/g/personal/mhills_chesswood_w-sussex_sch_uk/EWGSX8FjFptMrpaFNGYXdQ8BBPDkfEqOC4-A85VTVteO3A?e=ebQbqo">https://chesswood-my.sharepoint.com/:p:/g/personal/mhills_chesswood_w-sussex_sch_uk/EWGSX8FjFptMrpaFNGYXdQ8BBPDkfEqOC4-A85VTVteO3A?e=ebQbqo</a> <b>28.01.21 – Maths Activity PDF</b> <b>28.01.21 – Maths Answers PDF</b> <b>25.01.21 – Maths GDS Extension – one page per day + answers.</b>  <b>Maths support at home:</b> <a href="https://www.chesswood.w-sussex.sch.uk/page/?title=Maths+Support+at+Home&amp;pid=335">https://www.chesswood.w-sussex.sch.uk/page/?title=Maths+Support+at+Home&amp;pid=335</a>  <b>Useful websites and links:</b> <a href="https://www.chesswood.w-sussex.sch.uk/page/?title=Maths&amp;pid=100">https://www.chesswood.w-sussex.sch.uk/page/?title=Maths&amp;pid=100</a>  <b>25.01.21 – Arithmetic test Easy PDF</b>	20	
	<b>Turbo Maths:</b> BBC Bitesize – Recap: Add fractions (answer greater than 1). (10 mins)	<a href="https://www.bbc.co.uk/bitesize/articles/zdbmt39">https://www.bbc.co.uk/bitesize/articles/zdbmt39</a>	10	
Reading	<b>Reading for pleasure:</b> Read your reading book for <b>30-45 minutes</b> . Take the AR quiz when finished – remember to look back in the book to help you!	<a href="http://ar.chesswood.org.uk">http://ar.chesswood.org.uk</a>	20	
	<b>Guided Reading Task: (20 mins)</b> <ul style="list-style-type: none"> <li>Think about what makes Quidditch Through The Ages a fiction text. How does it present itself as non-fiction.</li> <li>Watch Mrs Johnson's video to explore how to retrieve information from a text.</li> <li>Complete your own OWL test questions on Quidditch to see if you have a future in the sport.</li> </ul>	<b>Guided Reading Lesson PDF</b> <b>Selecting information text PDF</b> <b>Selecting information questions PDF</b>  <b>Guided Reading Task video:</b> <a href="https://youtu.be/utmzdTkNBjY">https://youtu.be/utmzdTkNBjY</a>	20	



# Chesswood Junior School – Daily Learning – Year 6 – 28.01.2021




	<p><b>Reading Comprehension:</b> Complete the <b>Reading Comprehension</b> and <b>self-mark</b> using the answers provided. (20 mins)</p> <p><b>Extension:</b> Look at the reading activity grid and choose an activity that interests you.</p> <p><b>Class Novel:</b> (25 mins) Rumblestar by Abi Elphinstone: <b>Chapter 14</b></p> <ul style="list-style-type: none"> <li>• Watch the Chapter Fourteen video of Mrs R-W reading.</li> <li>• Complete the activity on the accompanying PDF.</li> </ul>	<p><b>Reading Comprehension PDF</b></p> <p><b>Reading Activity Grid PDF</b></p> <p><b>Rumblestar Chapter 14 video</b>  <a href="https://youtu.be/Jo5Ap8vJS0g">https://youtu.be/Jo5Ap8vJS0g</a></p> <p><b>Rumblestar Chapter 14 PDF</b></p>		
Writing	<p><b>NEW TO YEAR 6: POEM OF THE DAY!</b></p> <ul style="list-style-type: none"> <li>• Watch and listen to the Poem of the Day with Mrs Johnson!</li> </ul>	<p><b>Poem of the Day video:</b>  <a href="https://youtu.be/eO_7QfNvgLg">https://youtu.be/eO_7QfNvgLg</a></p>		
	<p><b>Task:</b></p> <ul style="list-style-type: none"> <li>• Over the next two weeks, you will be writing a narrative (story) based on Harry Potter and the Philosopher's Stone!</li> <li>• You're going to imagine you are a new student in Year 7 at Hogwart's School of Witchcraft and Wizardry!</li> <li>• Today, watch <b>Mrs Johnson's Writing Intro video</b></li> <li>• Do the <b>Nasty Writing</b> task</li> <li>• Today, you are going to plan your Diagon Alley narrative (story)!</li> <li>• Use the <b>Planning Template</b> to help you if you like</li> <li>• Use your <b>Language Bank</b> from yesterday to help</li> </ul> <p><b>Grammar and Punctuation – Nasty Writing:</b> Complete the Nasty Writing task on <b>synonyms</b>. (10 mins)</p>	<p><b>Mrs Johnson's Writing Intro video:</b>  <a href="https://youtu.be/H6QRC33MvcM">https://youtu.be/H6QRC33MvcM</a></p> <p><b>Planning Template PDF</b></p> <p><b>Additional writing support resources:</b>  <a href="https://www.chesswood.w-sussex.sch.uk/page/?title=Writing&amp;pid=59">https://www.chesswood.w-sussex.sch.uk/page/?title=Writing&amp;pid=59</a></p> <p><b>Nasty writing PDF</b></p>	20	
	<p><b>Turbo GPS:</b> Watch the 2 <b>video</b> clips on <b>synonyms and antonyms</b>. How many <b>synonyms and antonyms</b> can you find for the words, '<b>big</b>' and '<b>exciting</b>'? Make a list – you could use a thesaurus (book or online!) (10 mins)</p>	<p><b>Turbo GPS:</b>  <a href="https://www.bbc.co.uk/bitesize/articles/z6q48xs">https://www.bbc.co.uk/bitesize/articles/z6q48xs</a></p>	10	
	<p><b>Spelling:</b> (15 mins) Use a spelling strategy you have learnt in class to practice the spellings from your homework sheet/below.</p>	<p><b>Additional spelling support resources:</b>  <a href="https://www.chesswood.w-sussex.sch.uk/page/?title=Spelling+Practice+Years+5+and+6&amp;pid=65">https://www.chesswood.w-sussex.sch.uk/page/?title=Spelling+Practice+Years+5+and+6&amp;pid=65</a></p>	15	



# Chesswood Junior School – Daily Learning – Year 6 – 28.01.2021



	<p>Ask a member of your family to test you – keep practicing any you get wrong until</p> <table><tr><td></td><td colspan="2">Bronze</td><td colspan="2">Silver</td><td colspan="2">Gold</td><td colspan="2">Platinum</td></tr><tr><td rowspan="3">Statutory Words List</td><td>awkward</td><td>Tick</td><td>vehicle</td><td>Tick</td><td>appreciate</td><td>Tick</td><td>committee</td><td>Tick</td></tr><tr><td>bargain</td><td>Tick</td><td>leisure</td><td>Tick</td><td>communicate</td><td>Tick</td><td>conscience</td><td>Tick</td></tr><tr><td>bruise</td><td>Tick</td><td>recognise</td><td>Tick</td><td></td><td></td><td></td><td></td></tr><tr><td rowspan="3">Class Spellings</td><td>re-heat</td><td>Tick</td><td>non-verbal</td><td>Tick</td><td>co-operate</td><td>Tick</td><td>co-ordinate</td><td>Tick</td></tr><tr><td>co-own</td><td>Tick</td><td>non-fiction</td><td>Tick</td><td>non-linear</td><td>Tick</td><td>re-examine</td><td>Tick</td></tr><tr><td>plough</td><td>Tick</td><td>bough</td><td>Tick</td><td></td><td></td><td></td><td></td></tr></table> <p>Ask your adult to test your spelling at the end of w/c 5.2.21</p> <p>you are confident that you know them all. Get re-tested when possible.</p>		Bronze		Silver		Gold		Platinum		Statutory Words List	awkward	Tick	vehicle	Tick	appreciate	Tick	committee	Tick	bargain	Tick	leisure	Tick	communicate	Tick	conscience	Tick	bruise	Tick	recognise	Tick					Class Spellings	re-heat	Tick	non-verbal	Tick	co-operate	Tick	co-ordinate	Tick	co-own	Tick	non-fiction	Tick	non-linear	Tick	re-examine	Tick	plough	Tick	bough	Tick						
	Bronze		Silver		Gold		Platinum																																																							
Statutory Words List	awkward	Tick	vehicle	Tick	appreciate	Tick	committee	Tick																																																						
	bargain	Tick	leisure	Tick	communicate	Tick	conscience	Tick																																																						
	bruise	Tick	recognise	Tick																																																										
Class Spellings	re-heat	Tick	non-verbal	Tick	co-operate	Tick	co-ordinate	Tick																																																						
	co-own	Tick	non-fiction	Tick	non-linear	Tick	re-examine	Tick																																																						
	plough	Tick	bough	Tick																																																										
Science	<p><b><u>WALT learn about Carl Linnaeus and his system for classifying living things</u></b></p> <ul style="list-style-type: none"><li>• Watch the video to find out information about the Scientist Carl Linnaeus.</li><li>• Activity 1: Write a short paragraph in your book to explain your observations about the two species (Human and Chimpanzee).</li><li>• Watch the funny business of naming living things video.</li><li>• Activity 2: Classify some species using Linnaeus' system. Use 'Activity 2 Sheet PDF' and click on the link for a very helpful website! Can you discover a new species?</li><li>• Activity 3: Name 2 animals that are from the same order but different families.</li></ul> <p><i>Don't forget to send a photo of your work to your teacher!</i></p>	<p><b>25.01.21 – Classification PDF Week 4</b></p> <p><b>Carl Linnaeus's Systema Naturae video:</b> <a href="https://www.youtube.com/watch?v=kVD6PP61A28">https://www.youtube.com/watch?v=kVD6PP61A28</a></p> <p><b>Naming Business video:</b> <a href="https://www.youtube.com/watch?v=vbofn9ROkGM">https://www.youtube.com/watch?v=vbofn9ROkGM</a></p> <p><b>Link to help you classify some species:</b> <a href="https://a-z-animals.com/animals/">https://a-z-animals.com/animals/</a></p> <p><b>Activity 2 Sheet PDF</b></p>	30																																																											
PE	<p>The PE team are challenging you to do 20 DAYS of exercise for at least 21 MINUTES A DAY #2021. Click on the link to find out more and to download the recording sheet!</p>	<p><a href="https://www.chesswood.w-sussex.sch.uk/attachments/download.asp?file=9204&amp;type=pdf">https://www.chesswood.w-sussex.sch.uk/attachments/download.asp?file=9204&amp;type=pdf</a></p> <div><div><b>20 / 21 FITNESS CHALLENGE</b></div></div>	10																																																											
Music	<p>Activity: In the 1960s, music was evolving into many styles. Artists were experimenting and expressing themselves in ways they had never done before. See 60s Knowledge Organiser</p>	<p><b>60s Knowledge Organiser PDF</b> <a href="https://www.chesswood.w-sussex.sch.uk/attachments/download.asp?file=11070&amp;type=pdf">https://www.chesswood.w-sussex.sch.uk/attachments/download.asp?file=11070&amp;type=pdf</a></p>																																																												



# Chesswood Junior School – Daily Learning – Year 6 – 28.01.2021

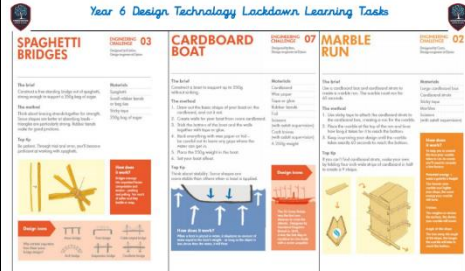


	<p>There are several suggested songs on the Knowledge Organiser I'd like you to listen to. These are only suggestions! There are hundreds more. Listen to other pieces of music by The Beatles, The Rolling Stones, The Kinks, The Beach Boys, The Who and The Small Faces. Again, these are only examples of good bands at the time.</p> <p>Ask your family what their favourite 60s bands or songs were. Even if your immediate family were not born in the 1960s, they will have a favourite! Do a search yourself and have a listen. Do you have any preferences? Make a list. I'd love to hear from you. – Mrs Cossins</p> <p><i>Please email your work to your class teacher and cc' Mrs Cossins in too!</i></p>			
PSHE	<p>Watch <b>Newsround</b> to keep up with current affairs. (5 mins)</p> <p>Try this <a href="#">relaxing music</a> to help you when you are working, after your meditation session or before you drift off to sleep.</p> <p><b>A great activity for you to try if you are not working is progressive muscle relaxation:</b></p> <p>Start with your face – Squeeze your nose and forehead, like when they get a bad smell, and repeat it a few times.</p> <p>Jaws: Clench and release the jaw a few times.</p> <p>Arms and shoulders: Stretch your arms and raise them above your head a few times.</p> <p>Hands and arms: Move the palms by clenching and unclenching your hands to make fists. Then wrap your arms around a pillow to hug it. Squeeze it tightly then relax. Repeat this a few time.</p> <p>Stomach: Lie on the back and clench the abdominal muscles by imagining that you have a heavy ball on your belly button. Try to pull in your tummy as you imagine the ball is weighing it down. Repeat it a few times, and then, try it in a standing position – pull the ball towards the wall like a magnet attracted to metal.</p> <p>Legs and feet: Press your toes against the floor and spread them while standing. Then lay down and breathe slowly.</p> <p>Mindfulness activity: Where is your favourite soothing place? This could be somewhere in nature; it could be floating on your back in the sea as the waves lick your ears; a beach or pool you visited once on a holiday; or somewhere else that made you feel safe and relaxed. You can visit this place anytime in your mind by</p>	<p><a href="https://www.bbc.co.uk/newsround/news/watch_newsround">https://www.bbc.co.uk/newsround/news/watch_newsround</a></p> <p><a href="https://www.youtube.com/watch?v=-FlxM_0S2IA">https://www.youtube.com/watch?v=-FlxM_0S2IA</a></p>	10	
			10	
			10	
				10



# Chesswood Junior School – Daily Learning – Year 6 – 28.01.2021



	<p>closing your eyes and going through each of your senses to feel as though you are there. For example: I can see the bright sun. It is so bright that it is making the colour of the sky and pebbles on the beach very vivid. I can hear the sound of small pebbles being dragged backwards and pushed forwards by the tide and there is a muffled sound of people laughing and chatting. My fingers are pushing through the small pebbles on the beach until they touch sand underneath and the sun feels warm on my body.</p>		
RE	<p>RE lessons ask you to think about meanings and ideas. Not simply what they mean but what do they mean to you or other people/communities/religions. Because of this we really recommend that you do this lesson with family, or a friend or a group of friends. With parent permission, you could set up a group call or video call to complete this task - a nice way to get a task completed and stay in contact with your classmates.</p> <p>Use the PDF and if you can't print you can write out your answers in an exercise book.</p> <p>Start with a discussion to recap what we learned in our last lesson – eternal love. In this lesson you are going to explore the broader meaning of the term “love” in Christianity, using bible quotes and parables. There isn't really a wrong answer and the boxes and questions are looking for your thoughts and reflections on the different messages shared in this lesson. Consider what each idea or story means to you, what you can take from it and how you might have felt that way yourself.</p>	<p><b>Eternal love lesson 3 PDF</b></p> <p><a href="https://www.youtube.com/watch?v=zNuBL1Aw0o">https://www.youtube.com/watch?v=zNuBL1Aw0o</a></p>	20
French	Log in to practice on Duolingo. Try to earn 10 XP today. (10 mins)	<a href="https://schools.duolingo.com/">https://schools.duolingo.com/</a>	10
DT	<p>Put your engineer hat on and get ready to construct a masterpiece! This grid has 6 different activity ideas for you to choose from. They take a lot of patience and some planning/resourcing, so take your time and have fun when making!</p> <p>Plan-Make-Evaluate</p> <p>Go the extra mile by evaluating your final product, would you do anything differently next time to make the process easier or to make the final piece more functional? Is it aesthetically pleasing to look at? If not, could it be? Could you write a how-to-guide so someone else could make one too? Good luck! <i>Please send photos to us!</i></p>	<p><b>18.01.21 – We are Engineers Lockdown Learning Tasks PDF</b></p> 	30



# Chesswood Junior School – Daily Learning – Year 6 – 28.01.2021



30

Now that you have made a delicious stir-fry in year 6, why not try another cooking task of your choice? There are 5 recipes to choose from or you could find your own online/using a recipe book from home.

If you find your own recipe, perhaps you could write the ingredients list and method and send it to your teacher so that others could try it at home too.

*Be sure to use your cookery skills to stay safe and send photos to your teacher of you making it and of the finishing product if you can.*

**Watch a clip from the BBC series:** The Secret Life of Our Favourite Dishes – ‘From the true colour of carrots to how to spot the difference between kinds of cows, why onions make us cry to the magic behind growing straight cucumbers, Stefan Gates reveals where our food comes from and how it is made.’

## DT Cooking Tasks PDF



## The Secret Life of Our Favourite Dishes - BBC Teach



## Scratch Unit: Programming Computer Games

### Week 4+5: Selection Sort

Scratch jigsaw

<https://scratch.mit.edu/projects/100912596/#editor>

This algorithm searches through for the heaviest mass, then the next heaviest mass, and so on. Can you?


- 1) Enter weights to run the programme.
2. De-bug the programme.
3. Assess the algorithm - how useful is it?
4. Improve the programme to be more efficient.

Solution - (DO NOT LOOK UNTIL YOU'VE COMPLETED THE TASK!)

<https://scratch.mit.edu/projects/99806682/#editor>

*Use the support sheet if needed!*

## 11.01.21 Year 6 Computer Home Learning Tasks PDF



## Week 4+5!

## 25.01.21 – Computing Week 4 Support sheet

## WALT: represent our viewpoints through Art

### Activity 1:

Art

20

30





# Chesswood Junior School – Daily Learning – Year 6 – 28.01.2021



	<p>Express your opinion about which images are commenting on social media influence and which are commenting on climate change. What is your take on these images, what do they make you think of?</p> <p><u><a href="#">Watch video before activity 2.</a></u></p> <p><b>Activity 2:</b> Create a concept map about one of the two topics: <u>social media</u> OR <u>climate change</u> demonstrating all of your viewpoints on either topic. <i>Use the internet for additional research if you need to.</i> You may hand draw and colour this, or you may choose to use technology to create your mind map. <i>Please send a photo of your work to your teacher!</i></p>	<p><b>How to create a concept map video:</b> <a href="https://www.youtube.com/watch?v=sZJi6DwCqSU">https://www.youtube.com/watch?v=sZJi6DwCqSU</a></p>		
--	---	--	--	--

Keep track of the house points you earn each day, collect and record these yourselves, we trust you to be honest!

Remember to let your teachers know what you have done – email photos or videos.