



Chesswood Junior School – Daily Learning – Friday 29.01.2021






Subject	Activity	Resources/Links	House Points
Maths	Starter Boards: Remember to mark your work – use a calculator to check.	4 Operations	10
	Task: White Rose Maths. Lesson – Improper fractions to mixed numbers Watch the video on how to do this. Complete the activity. Mark using the answers. If you cannot print, write/draw the answers in a workbook, before checking. Extension: Complete the Nrich activity	Maths daily questions Extension – Nrich activity Maths daily questions answer sheet White Rose video link - https://vimeo.com/498991812	20
	IXL: Year 5 maths – Fractions: S.13, S.14 and S.15 TT Rock Stars: Play Gig to set the tables you need to practice. If you have finished all the levels on Gig, Garage will play as normal. Numbots: If you have been told by your teacher to go onto Numbots, please continue for 20 minutes a day.	https://uk.ixl.com/ https://ttrockstars.com/ https://play.numbots.com/#/intro	20
	Turbo Maths – watch and complete the activities on BBC Bitesize. Your task is to Multiply and divide by 1 and 0.	https://www.bbc.co.uk/bitesize/articles/z7g2dp3	20
	Read your reading book for 30 minutes. Take the AR quiz when finished.	http://ar.chesswood.org.uk	10
Reading	Pick a task from the reading grid and apply it to your own reading book (or another if necessary).	Reading Activity Grid	20
	Class Reader – Sit back, relax, and enjoy listening to Miss Usher read Chapter 13 of our class reader to you.	Chapter 14 reading video	
Writing	Nasty Writing: You are looking at adding expanded noun phrases and prepositional phrases. Look at the examples and the prepositions sheet, then have a go at your own.	Nasty Writing 29.01 Nasty Writing task sheet	10
	Task: Start by annotating the slow writing text (from 'The Vanishing Cream'), detailing under each sentence the grammar that you can spot and the purpose of the sentence. The first one has been done as an example for you. After this, you need to have a go at slow writing your own paragraph. Use the clear slow writing grammar structure in your documents to ensure that you include all elements required. This will help you to create a paragraph with a range of devices to ensure your writing is not repetitive, has cohesion and uses a range of sentence structures too.	Writing flipchart 29.01 Writing input video – 29.01 Slow writing Text to annotate Slow Writing Grammar to include/Success criteria Grammar Support Sheet	20



Chesswood Junior School – Daily Learning – Friday 29.01.2021



	<p>You may want to use this to help you write your following paragraphs next week too – your choice.</p> <p>This is the piece of English work that we would like you to send in to us this week by e-mail. Please make sure that this is sent by the end of the day on Friday!</p>		
	IXL: Year 5 English - H1, H2, H3, H4		10
	<p>Spellings: This is week 2 out of 2 to learn these.</p> <p>Task: ask an adult to test you on your spellings. There are instructions on the sheet.</p>	<p>Adorable, adorably, changeable, applicable, applicably, enjoyable, considerable, considerably, comfortable, comfortably</p> <p>Spelling Tic Tac Toe Grid Class Spellings Weeks 3 and 4</p>	10
PE	 20 / 21 FITNESS CHALLENGE	<p>PE challenge document Sock Boccia</p>	20
French	<p>Try to earn 10 XP on Duolingo today, continuing on from where you got to yesterday. Look out for the new Top Tens coming soon for Duolingo practice! Lots of house points to be earned for super French language learning.</p>	 duolingo	10
PSHE	<p>Watch Newsround to keep up with current affairs</p>	https://www.bbc.co.uk/newsround/news/watch_newsround	10
Computing	<p>Today's suggested coding activity from the Hour of Code is to Make a flappy game (you can't just play the game, sorry!). Remember, there are loads of activities on there, so look for something simpler or more challenging if you want to.</p> 	https://hourofcode.com/uk/learn	20
Art	<p>Look for the Learn to draw document on the home learning page. You are going to be practicing how to draw a cube this week!</p>	<p>Draw in 30 days – cube doc</p>	

Weekly Competition / Challenge

Coming soon!

Remember to let your teachers know what you are doing!