





Chesswood Junior School – Daily Learning – Year 3 – 01.02.21



Subject	Activity	Resources/Links	House Points
Maths	Starter board: Answer the questions using a written method (10 mins)	Click here to view today's Starter Board and answers Click here to find helpful video tutorials if you're struggling with today's questions Click here to view the school calculation progression to help you if needed	15
	Turbo Maths: Click here for a burst of Turbo Maths fun!	Click here for a burst of Turbo Maths fun!	5
	Task: Give change Click here to find a helpful video on today's learning - look for the video with the same title as the task Watch the video guidance to support you and then click on the Monday Maths Assessment. Enter your name and select your class. Once you have completed as much as you can click 'submit'. Your teacher will look through your answers and then we will post a video giving feedback on some of the questions that people may have found tricky. If the form says your answer is incorrect but you think it is correct, do not worry – we will be able to see it when we check all the answers. Good luck and thank you to everyone that is completing the weekly assessments.	Video: Give change  Click here to watch a video of today's task  Click here for today's maths assessment. Click here to view our support for Maths at home if you need some help. Click here for a selection of useful websites and links for Maths.	20



Chesswood Junior School – Daily Learning – Year 3 – 01.02.21



	Reasoning: Click here for today's reasoning task	Click here for today's reasoning task	10
	We are moving onto bar charts and pictograms tomorrow, so please use this time to complete any money IXL tasks that you have not tried. IXL: Year 3: P.1 Coin values, P.2 Count money – up to £1 Please make sure you have logged in before you start attempting tasks! If you are stuck please try Year 2: S.1 Coin values, S.2 Count 1p, 2p, 5p and 10p coins If you are really stuck, please try Year 1: V.1 Coin values – 1p, 2p, 5p and 10p coins, V.2 Coin values	Click here to visit Year 3 IXL Click here to visit Year 2 IXL Click here to visit Year 1 IXL	10
	Numbots: If your teacher has told you to play Numbots, please play Numbots for 10 minutes. Please make sure you have logged in before you start attempting tasks!	Click here to visit the Numbots website	10
	TT Rock Stars: Play Garage as normal. (10 mins) Please make sure you have logged in before you start attempting tasks! <i>Please note: On Friday you will play Studio ten times: Can you keep your accuracy above 90% while answering questions as quickly as you can?</i>	Click here to visit the TT Rock Stars website	10
	Reading for pleasure: Read your reading book for 30 minutes . Take the AR quiz when finished – remember to look back in the book to help you!	Click here to visit the AR website so you take your quiz!	20
Reading	Comprehension – ‘Poems about Teachers’ Read the text and then answer the 6 questions. Remember, you should be able to find the answers in the text. Be really careful when copying spellings from the text! If the question is asking what you think, remember to use clues in the text and what you already know to help you. Once you’ve given it your best shot, mark your work using the answer sheet.	Text and questions Answers	20
	Nasty writing: Adverbs of time	Nasty Writing Activities Click here to watch a video of today's activity	10
Writing (Assessment piece will be on Wednesday)	Weekly Task: (45 mins daily) What is a Biography? Follow the flipchart to find out. Watch a video and test your understanding before completing the activity.	Lesson Slides Click here to watch a video of today's task What is a biography? Activity: Finding answers to questions in a biography.	20



Turbo SPAG: How to use apostrophes in contractions

Watch the videos and complete at least activity one, feel free to complete more activities (further down the page) if you have time!

[Turbo Spag Task](#)

10

Handwriting: Write your spelling words out 3-5 times each in your neatest, joined up handwriting. Focus on using leading in strokes, the size of your letters with your ascenders being taller than the lowercase letters and descenders going underneath the line. (10 mins)

[Additional handwriting support resources](#)

10

Spellings: (15 mins) Choose the same two levels as you were practicing last week. Use **Rainbow Words** to practise your spellings

Test: 09/02/21

[Additional spelling support resources](#)

15

• Practice spellings using a method I use in class. Tick once I can spell a word.

Bronze		Silver		Gold		Platinum	
learn	Tick	notice	Tick	various	Tick	medicine	Tick
often	Tick	island	Tick	suppose	Tick	experience	Tick
enough	Tick	famous	Tick	possible	Tick	peculiar	Tick
illegal	Tick	illegible	Tick	immortal	Tick	impatient	Tick
imperfect	Tick	immature	Tick	immobile	Tick	impossible	Tick
irregular	Tick	irrelevant	Tick	irresponsible	Tick	irreversible	Tick



Spring 1
Weeks 4 and 5
High Frequency words

children
made
of
my
one
him

IXL Year 3 English

IXL: Year 3 English – Focus on N.1, N.2, N.3

If you have completed these already master 3 new skills that you have not yet completed.

[Click here to visit the English IXL website.](#)

10








Chesswood Junior School – Daily Learning – Year 3 – 01.02.21



	(15 mins) Please make sure you have logged in before you start attempting tasks!		
PSHE	Watch Newsround to keep up with current affairs. (5 mins) <u>Understanding Empathy (20mins)</u> When we work as a team, we need to use empathy to be considerate to our teammates. Next to each of the situations complete the picture to show how the person would feel in each situation.	Click here to view the latest Newsround. Click here to view today's task	10 10
French	Log in to practice on Duolingo. Try to earn 10 XP today. Lots of house points to be earned for super French language learning. Please make sure you have logged in before you start attempting tasks! (10 mins)	Click here to visit the Duolingo website for schools.	10
Science	<i>Please note this lesson will appear on Thursday. It will be an <u>Assessed piece of work</u></i>		
Art	<i>No Art this week</i>		
RE	<i>Please note will appear on Thursday</i>		
DT	<i>Please note this lesson will appear on Tuesday. It will be an <u>Assessed piece of work</u></i>		
Music	<i>Please note will appear on Wednesday</i>		
PE	The Body Coach Workout – Joe Wicks is back with his fantastic, fun workouts, he'll have a live workout this morning at 9am. Check out his You Tube channel by clicking here. (30 mins) From today, there are new county wide challenges for all children to compete. There are 4 challenges a week to take part in. These are available here: https://www.activesussex.org/virtual/	Click here to view the PE Support at Home page – this has lots of other tips for PE activities at home. Click here to view PE knowledge organisers.	10



Computing	<p>This week, we will be using code to make a computer game. We will need to think about how</p> <p>Click here to start making your game</p>	 <p>Click here to start making your game</p>	20
DT Part 2- Competition	<p>'Get Set to Eat Fresh' DT COMPETITION! – GOOD LUCK!</p> <p>Can you create a recipe for Team GB?</p> <p>If you are chosen as a winner in your age category, you could win an exclusive Team GB goody bag, £50 in Aldi vouchers, a certificate, and your recipe will join Aldi's collection of Taste Kitchen recipes – featuring on both the Aldi and Get Set to Eat Fresh sites and Chesswood could also receive £200 in Aldi vouchers and a bag of fresh produce!</p> <p>If you are selected as the one overall winner – selected by Aldi Athlete Ambassadors – you will additionally receive a piece of money-can't-buy Team GB Tokyo 2020 signed merchandise and have your recipe featured on a full or double page spread of an Aldi leaflet!</p> <p><u>So, what do you need to do?</u> Create and write a recipe, including ingredients, instructions, a description for the recipe, and a short paragraph to explain how the recipe is inspired by Team GB. - See the overview attached for full details.</p> <p>Key points worth remembering:</p> <ul style="list-style-type: none"> • All recipes should include at least two fruits or vegetables. • Entrants must include a photograph of themselves with their finished dish. • Submit your recipe using the Taste Kitchen Challenge Recipe Sheet and Cover Sheet completed by a parent/carers or teacher. • Entries should be sent to: info@getseateatfresh.co.uk • A winner will be chosen in each of the following age groups: 5–7, 7–11 and 11–14. 	<p>https://getseateatfresh.co.uk/resources/tastekitchenchallenge</p> <p>11.01.21 - Overview 11.01.21 - PowerPoint 11.01.21 - Recipe sheet PDF 11.01.21 - Cover sheet PDF</p> <p>Competition deadline: Friday 12th February 2021</p>    	20



Chesswood Junior School – Daily Learning – Year 3 – 01.02.21



- | | | | |
|--|---|--|--|
| | <ul style="list-style-type: none">• Competition deadline: Friday 12 February 2021• All entrants receive 50HP just for entering! <p>Full terms and conditions can be found here:
www.getseteatfresh.co.uk/about/tastekitchen-termsandconditions</p> | | |
|--|---|--|--|

Keep track of the house points you earn each day, collect and record these yourselves, we trust you to be honest!

Remember to let your teachers know what you have done – email photos or videos.