






# Reasoning

Dexter makes a tally chart of the animals he saw at the zoo


Animal	Tally
	
	
	
	

Tick one box below that shows all of the animals Dexter saw and explain why the others are incorrect.


Box 1




Box 2



Box 3



Box 4



Class 1 and Class 2 were each asked their favourite ice-cream flavours. Their results are shown in the tally charts.





Class 1	
Flavour	Total
Vanilla	
Chocolate	
Strawberry	
Mint	

Class 2	
Flavour	Total
Vanilla	
Chocolate	
Strawberry	
Mint	

What is the same? What is different?


# Answers

Dexter makes a tally chart of the animals he saw at the zoo


Animal	Tally
	
	
	
	

Tick one box below that shows all of the animals Dexter saw and explain why the others are incorrect.


Box 1




Box 2



Box 3



Box 4



Box 1 is incorrect because there are not enough elephants to match the tally chart.

Box 2 is incorrect because there are not enough pandas to match the tally chart.

Box 3 is incorrect because there are too many turtles.

Class 1 and Class 2 were each asked their favourite ice-cream flavours. Their results are shown in the tally charts.

Class 1	
Flavour	Total
Vanilla	
Chocolate	
Strawberry	
Mint	

Class 2	
Flavour	Total
Vanilla	
Chocolate	
Strawberry	
Mint	

What is the same? What is different?

The same:  
Both classes have 20 votes for chocolate. Both tally charts show that chocolate is the favourite flavour and mint is the least favourite flavour.

The order of preference for all four flavours is the same.

Different:  
In Class 1, three more children like Vanilla. There are more children in Class 1 than Class 2. 2 more children chose mint in class 2