

WALT: create our own classification key

Assessment piece!

Please email this work to your teacher
by 2.30pm today.

First - a recap.

Classification keys are ways of identifying
living things through a series of questions.

For example:

Does it have wings?

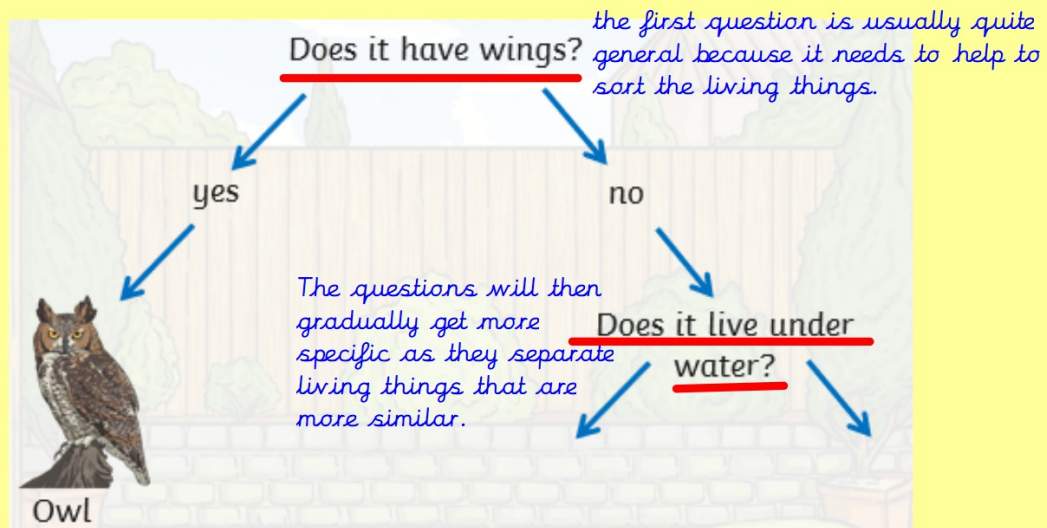
Does it have more than four legs?

Does it live on land?

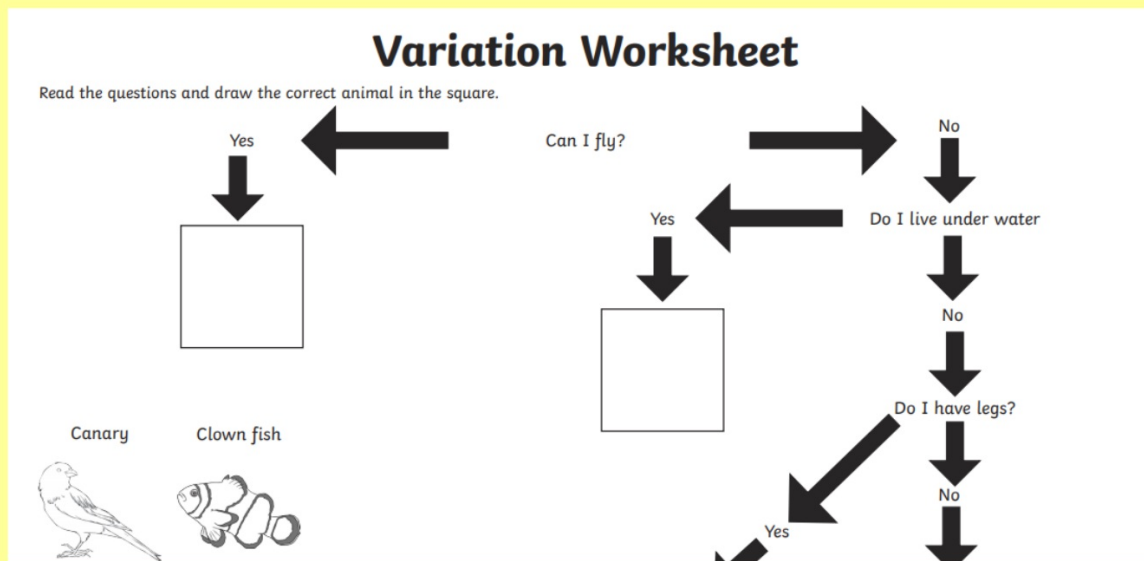


Each question in your key has a yes or no answer and leads you one step closer to the name of the living thing.

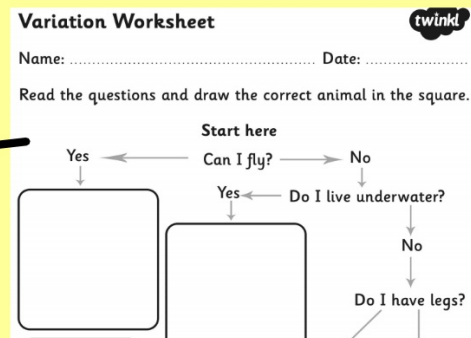
For example -



Have a go at this sheet to understand how this process works.




If you're not sure, there is a slightly simpler one that you could have a go at.





Remember dolly
mixtures?
Why did they
help us to
classify?



Assessment: You have 30 minutes to create your own classification key.


Please record in your books.

3 chilli - can you classify something of your choice without the resource? Eg revels or animals.

2 chilli - Using the licquorice allsorts provided, create a classification key.

1 chilli - fill in the gaps of the dolly mixture classification key beside this.

We will provide you with images of dolly mixtures that you can cut and stick if needed OR you could just draw into your book.





2 chilli: These are the liquorice allsorts for you to create your key with.

Step 1 - think - how could you classify these sweets?

Don't forget to email this
piece of work to your teacher
by 2.30pm today! :)