




# Chesswood Junior School – Daily Learning – Year 3 – 02.02.21



Subject	Activity	Resources/Links	House Points
Maths	<b>Starter board:</b> Answer the questions using a written method (10 mins)	<a href="#">Click here to view today's Starter Board and answers</a>  <a href="#">Click here to find helpful video tutorials if you're struggling with today's questions</a>  <a href="#">Click here to view the school calculation progression to help you if needed</a>	15
	<b>Turbo Maths:</b> <a href="#">Click here for a burst of Turbo Maths fun!</a>	<a href="#">Click here for a burst of Turbo Maths fun!</a>	5
	<b>Task: Make Tally Charts</b> <a href="#">Click here to find a helpful video on today's learning - look for the video with the same title as the task</a>  Watch the video guidance to support you as you work through the lesson using the <b>activities</b> which can be found beside the video on the right-hand side.  <b>Tip:</b> Pause the video while you work so you don't miss the next part! You can also play the video more than once and rewind it if you miss part or want to hear a small part multiple times until you fully understand.  <b>Go the extra mile by reasoning at least 3 of your answers!</b>	<b>Video:</b> Make Tally charts   <a href="#">Click here to view today's activity</a>  <a href="#">Click here to view today's answers</a>  <a href="#">Click here to view our support for Maths at home if you need some help.</a>  <a href="#">Click here for a selection of useful websites and links for Maths.</a>	20
	<b>Reasoning:</b> <a href="#">Click here for today's reasoning task</a>	<a href="#">Click here for today's reasoning task</a>	10
	<b>IXL: Year 3: R.2</b> Which tally chart is correct? <b>R.3</b> Interpret tally chart, <b>R.4</b> Interpret Bar Graphs <b>Please make sure you have logged in before you start attempting tasks!</b> <b>If you are stuck, please try Year 2: Q1:</b> Which tally chart is correct? <b>Q.2</b> Interpret tally charts, <b>Q.3</b> Which table is correct?	<a href="#">Click here to visit Year 3 IXL</a>  <a href="#">Click here to visit Year 2 IXL</a>  <a href="#">Click here to visit Year 1 IXL</a>	10



# Chesswood Junior School – Daily Learning – Year 3 – 02.02.21



	<b>If you are really stuck, please try Year 1: S.1</b> Which picture graph is correct? <b>S.2</b> Interpret pictograph		
	<b>Numbots:</b> If your teacher has told you to play Numbots, please play Numbots for 10 minutes. <b>Please make sure you have logged in before you start attempting tasks!</b>	<a href="#">Click here to visit the Numbots website</a>	10
	<b>TT Rock Stars:</b> Play <b>Garage</b> as normal. (10 mins) <b>Please make sure you have logged in before you start attempting tasks!</b> <i>Please note: On Friday you will play <b>Studio</b> ten times: Can you keep your accuracy above 90% while answering questions as quickly as you can?</i>	<a href="#">Click here to visit the TT Rock Stars website</a>	10
<b>Reading</b>	<b>Reading for pleasure:</b> Read your reading book for <b>30 minutes</b> . Take the AR quiz when finished – remember to look back in the book to help you!	<a href="#">Click here to visit the AR website so you take your quiz!</a>	20
<b>Writing</b> (Assessment piece will be on Wednesday)	<b>Nasty writing:</b> Past tense	<a href="#">Nasty Writing Activities</a>  <a href="#">Click here to watch a video of today's activity</a>	10
	<b>Weekly Task:</b> (45 mins daily) Explore features of biography writing <b>Follow the flipchart to see which features you recognize. Using the word mat and checklist watch a teacher model how to find the features before having a go yourself.</b>	<a href="#">Lesson Slides</a>  <a href="#">Click here to watch a video of today's task</a>  <a href="#">Features of a Biography word mat</a>  <a href="#">Activity: Explore the features of biography writing John Boyega</a>	20
	<b>Turbo SPAG: How to use possessive apostrophes</b> <b>Watch the videos and complete at least activity one</b> , feel free to complete more activities (further down the page) if you have time!	<a href="#">Turbo Spag Task</a>	10
	<b>Handwriting:</b> Write your spelling words out 3-5 times each in your neatest, joined up handwriting. Focus on using leading in strokes, the size of your letters with your ascenders being taller than the lowercase letters and descenders going underneath the line. (10 mins)	<a href="#">Additional handwriting support resources</a>	10
	<b>Spellings:</b> (15 mins) Choose the same two levels as you were practicing last week. Use <b>Graffiti Wall</b> to practise your spellings.	<a href="#">Additional spelling support resources</a>	15



Test: 09/02/21

• Practice spellings using a method I use in class. *Tick once I can spell a word.*

Bronze		Silver		Gold		Platinum	
learn	Tick	notice	Tick	various	Tick	medicine	Tick
often	Tick	island	Tick	suppose	Tick	experience	Tick
enough	Tick	famous	Tick	possible	Tick	peculiar	Tick
illegal	Tick	illegible	Tick	immortal	Tick	impatient	Tick
imperfect	Tick	immature	Tick	immobile	Tick	impossible	Tick
irregular	Tick	irrelevant	Tick	irresponsible	Tick	irreversible	Tick

<p>Spring 1</p> <p>Weeks 4 and 5</p> <p>High Frequency words</p>
<p>children</p> <p>made</p> <p>of</p> <p>my</p> <p>one</p> <p>him</p>

**IXL: Year 3 English – Focus on N.7, N.8, N.9**

If you have completed these already master 3 new skills that you have not yet completed.

(15 mins)

**Please make sure you have logged in before you start attempting tasks!**

Graffiti wall



[Click here to visit the English IXL website.](#)

10

PSHE

Children's mental health week

This year the theme for Children's mental health week is to express yourself. We can express ourselves in lots of different ways. It's important we do because it can help us to share our feelings, thoughts, and emotions. You can use art, writing, music, dance, and other things that make you feel good.

Send in photographs or videos showing how you have expressed yourself and look out for a celebration of expression at the end of the week!

[Click here to view the slides for this lesson](#)

[Express Yourself video – page 4 on the lesson slides](#)

[Click here for more information on Children's Mental Health Week](#)

[Click here for some ideas!](#)

20








# Chesswood Junior School – Daily Learning – Year 3 – 02.02.21



French	Log in to practice on Duolingo. Try to earn 10 XP today. Lots of house points to be earned for super French language learning. <b>Please make sure you have logged in before you start attempting tasks!</b> (10 mins)	<a href="#">Click here to visit the Duolingo website for schools.</a>	10
Science	<i>Please note this lesson will appear on Thursday. It will be an <b>Assessed piece of work</b></i>		
Art	<i>No Art this week</i>		
RE	<i>Please note will appear on Thursday</i>		
DT	<b>Assessed piece of work</b>  Lesson 3 This week we will be recapping our knowledge and understanding of what a cam mechanism is and how one works. Follow the flipchart, read through the knowledge organiser, watch the video link and recap information previously taught to ensure you know what the main components of a cam are as well as how they move before testing your understanding with an online quiz.  We will then use your results to help put together a video talking about this work which you will be able to watch at the start of next term.	<a href="#">Click here to view feedback from last lessons assessed task</a>  <a href="#">Click here to watch a video which talks you through today's DT – including how to submit the assessment task!</a>  <a href="#">Lesson Slides</a>  <a href="#">Knowledge Organiser – Cams</a>  <a href="#">Cam Mechanisms Video clip</a> <i>For page 3 on flipchart</i>  <a href="#">Click here to take the DT quiz – this is your assessment work</a>	
Music	<i>Please note will appear on Wednesday</i>		
PE	There are new county wide challenges for all children to compete. There are 4 challenges a week to take part in. These are available here: <a href="https://www.activesussex.org/virtual/">https://www.activesussex.org/virtual/</a>	<a href="#">Click here to view the PE Support at Home page – this has lots of other tips for PE activities at home.</a>  <a href="#">Click here to view PE knowledge organisers.</a>	10
Computing	This week, we will be using code to make a computer game. We will need to think about how <a href="#">Click here to start making your game</a>		20



		 <p><a href="#">Click here to start making your game</a></p>	
<p>DT Part 2- Competition</p>	<p><b>'Get Set to Eat Fresh' DT COMPETITION! – GOOD LUCK!</b></p> <p><b>Can you create a recipe for Team GB?</b></p> <p>If you are chosen as a winner in your age category, you could win an <b>exclusive Team GB goody bag, £50 in Aldi vouchers, a certificate</b>, and your recipe will join Aldi's collection of Taste Kitchen recipes – featuring on both the Aldi and Get Set to Eat Fresh sites and Chesswood could also receive £200 in Aldi vouchers and a bag of fresh produce!</p> <p>If you are selected as the one overall winner – selected by Aldi Athlete Ambassadors – you will additionally receive <b>a piece of money-can't-buy Team GB Tokyo 2020 signed merchandise</b> and <b>have your recipe featured on a full or double page spread of an Aldi leaflet!</b></p> <p><b>So, what do you need to do?</b> Create and write a recipe, including ingredients, instructions, a description for the recipe, and a short paragraph to explain how the recipe is inspired by Team GB. - <b>See the <a href="#">overview</a> attached for full details.</b></p> <p><b>Key points worth remembering:</b></p> <ul style="list-style-type: none"> <li>• All recipes should include at least two fruits or vegetables.</li> <li>• Entrants must include a photograph of themselves with their finished dish.</li> <li>• Submit your recipe using the Taste Kitchen Challenge <a href="#">Recipe Sheet</a> and <a href="#">Cover Sheet</a> completed by a parent/carers or teacher.</li> <li>• Entries should be sent to: <a href="mailto:info@getseateatfresh.co.uk">info@getseateatfresh.co.uk</a></li> <li>• A winner will be chosen in each of the following age groups: 5–7, 7–11 and 11–14.</li> <li>• Competition deadline: Friday 12 February 2021</li> </ul>	<p><a href="https://getseateatfresh.co.uk/resources/tastekitchenchallenge">https://getseateatfresh.co.uk/resources/tastekitchenchallenge</a></p> <p>11.01.21 - <a href="#">Overview</a>  11.01.21 - <a href="#">PowerPoint</a>  11.01.21 - <a href="#">Recipe sheet PDF</a>  11.01.21 - <a href="#">Cover sheet PDF</a></p> <p><b>Competition deadline: Friday 12<sup>th</sup> February 2021</b></p>    	<p>20</p>



# Chesswood Junior School – Daily Learning – Year 3 – 02.02.21



- |  |   |  |  |
|--|---|--|--|
|  | <ul style="list-style-type: none"><li>• All entrants receive 50HP just for entering!</li></ul> <p>Full terms and conditions can be found here:<br/><a href="http://www.getseteatfresh.co.uk/about/tastekitchen-termsandconditions">www.getseteatfresh.co.uk/about/tastekitchen-termsandconditions</a></p> |  |  |
|--|---|--|--|

Keep track of the house points you earn each day, collect and record these yourselves, we trust you to be honest!

Remember to let your teachers know what you have done – email photos or videos.