




| Subject | Activity | Resources/Links | House Points |
|---------|--|--|--------------|
| Maths | Starter board: Answer the questions using a written method (10 mins) | Click here to view today's Starter Board and answers Click here to find helpful video tutorials if you're struggling with today's questions Click here to view the school calculation progression to help you if needed | 15 |
| | Turbo Maths: Click here for a burst of Turbo Maths fun! | Click here for a burst of Turbo Maths fun! | 5 |
| | Task: Interpret Pictograms Click here to find a helpful video on today's learning - look for the video with the same title as the task Watch the video guidance to support you as you work through the lesson using the activities which can be found beside the video on the right-hand side. Tip: Pause the video while you work so you don't miss the next part! You can also play the video more than once and rewind it if you miss part or want to hear a small part multiple times until you fully understand. Go the extra mile by reasoning at least 3 of your answers! | Video: Interpret Pictograms  Click here to view today's activity Click here to view today's answers Click here to view our support for Maths at home if you need some help. Click here for a selection of useful websites and links for Maths. | 20 |
| | IXL: Year 3: R.5 Which bar graph is correct? R.9 Interpret pictograms, R.10 Interpret pictograms 2 Please make sure you have logged in before you start attempting tasks! | Click here to visit Year 3 IXL Click here to visit Year 2 IXL | 10 |



Chesswood Junior School – Daily Learning – Year 3 – 04.02.21



| | | | |
|---|---|---|----|
| | <p>If you are stuck please try Year 2: Q.4 Interpret data in tables, Q.5 Interpret pictograms, Q.6 Interpret pictograms 2</p> <p>If you are really stuck, please try Year 1: S.1 Which picture graph is correct, S.2 Interpret picture graphs</p> | Click here to visit Year 1 IXL | |
| | <p>Numbots: If your teacher has told you to play Numbots, please play Numbots for 10 minutes.</p> <p>Please make sure you have logged in before you start attempting tasks!</p> | Click here to visit the Numbots website | 10 |
| | <p>TT Rock Stars: Play Garage as normal. (10 mins)</p> <p>Please make sure you have logged in before you start attempting tasks!</p> <p><i>Please note: On Friday you will play Studio ten times: Can you keep your accuracy above 90% while answering questions as quickly as you can?</i></p> | Click here to visit the TT Rock Stars website | 10 |
| Reading | <p>Reading for pleasure: Read your reading book for 30 minutes. Take the AR quiz when finished – remember to look back in the book to help you!</p> | Click here to visit the AR website so you take your quiz! | 20 |
| Writing (Assessment was on Wednesday) | <p>Nasty writing: Writing in the third person.</p> | Nasty Writing Activities Click here to watch a video of today's task | 10 |
| | <p>Weekly Task: (45 mins daily)</p> <p>Today we will be creating a plan. We will use the interview questionnaire from yesterday's lesson and transfer our findings onto the plan so that it becomes a workable document to write our biography from.</p> | Lesson Slides Click here to watch a video of today's task Create a plan for your biography- questionnaire | 20 |
| | <p>Turbo SPAG: Pronouns</p> <p>Watch the videos and complete at least activity one, feel free to complete more activities (further down the page) if you have time!</p> | Turbo Spag Task | 10 |
| | <p>Handwriting: Write your spelling words out 3-5 times each in your neatest, joined up handwriting. Focus on using leading in strokes, the size of your letters with your ascenders being taller than the lowercase letters and descenders going underneath the line. (10 mins)</p> | Additional handwriting support resources | 10 |
| | <p>Spellings: (15 mins) Choose the same two levels as you were practicing last week. Use Mnemonics to practise your spellings.</p> | Additional spelling support resources | 15 |



Test: 09/02/21

• Practice spellings using a method I use in class. *Tick once I can spell a word.*

| Bronze | | Silver | | Gold | | Platinum | |
|-----------|------|------------|------|---------------|------|--------------|------|
| learn | Tick | notice | Tick | various | Tick | medicine | Tick |
| often | Tick | island | Tick | suppose | Tick | experience | Tick |
| enough | Tick | famous | Tick | possible | Tick | peculiar | Tick |
| illegal | Tick | illegible | Tick | immortal | Tick | impatient | Tick |
| imperfect | Tick | immature | Tick | immobile | Tick | impossible | Tick |
| irregular | Tick | irrelevant | Tick | irresponsible | Tick | irreversible | Tick |

Spring 1
Weeks 4 and 5
High Frequency words

children
made
of
my
one
him

IXL: Year 3 English – Focus on M.1, M.2, M.3

If you have completed these already master 3 new skills that you have not yet completed.

(15 mins)

Please make sure you have logged in before you start attempting tasks!

Mnemonics

people
purple elephants only push little elephants

[Click here to visit the English IXL website.](#)

10

PSHE

Children's mental health week

This year the theme for Children's mental health week is to express yourself. We can express ourselves in lots of different ways. It's important we do because it can help us to share our feelings, thoughts, and emotions. You can use art, writing, music, dance, and other things that make you feel good.

Send in photographs or videos showing how you have expressed yourself and look out for a celebration of expression at the end of the week!

[Click here to view the slides for this lesson](#)

[Express Yourself video – page 4 on the lesson slides](#)

[Click here for more information on Children's Mental Health Week](#)

[Click here for some ideas!](#)

20



Chesswood Junior School – Daily Learning – Year 3 – 04.02.21





| | | | |
|---------|--|---|----|
| French | Log in to practice on Duolingo. Try to earn 10 XP today. Lots of house points to be earned for super French language learning. Please make sure you have logged in before you start attempting tasks! (10 mins) | Click here to visit the Duolingo website for schools. | 10 |
| Science | Assessed piece of work Hello scientists! Today we will be playing a game where we will look at 'pushes' and 'pulls'. There is also some useful information about pushes and pulls on your knowledge organiser that I would like you to read. Once you have played the game and read the knowledge organiser, click on the assessment so your teachers can see how you did. This helps us plan lessons that can help you learn more. | Click here for a helpful guide on today's tasks Click here for the pushes and pulls game Click here for a digital dice Click here for the Knowledge Organiser Click here for the assessment Click here for feedback on last week's assessment from Mr Harney | 20 |
| Art | <i>No Art this week</i> | | |
| RE | <i>Christianity- Did Jesus really perform miracles?</i> Today we will explore some of the miracles which Jesus performed and create a comic strip to show and explain what was happening when Jesus turned water into wine. Follow the flipchart and watch the videos to complete the activity. | Lesson Slides Click here to watch a video of today's task Jesus heals a man born blind Jesus feeds the 5000 Jesus Turns water into wine What is a comic storyboard? Re-order the story activity | 20 |
| DT | <i>Please note this lesson was on Tuesday and was an Assessed piece of work</i> | | |



Chesswood Junior School – Daily Learning – Year 3 – 04.02.21



| | | | |
|---------------------------|---|---|----|
| Music | <i>Please note this task was set yesterday.</i> | | |
| PE | There are new county wide challenges for all children to compete. There are 4 challenges a week to take part in. These are available here: https://www.activesussex.org/virtual/ | Click here to view the PE Support at Home page – this has lots of other tips for PE activities at home. Click here to view PE knowledge organisers. | 20 |
| Computing | This week, we will be using code to make a computer game. We will need to think about how Click here to start making your game |  Click here to start making your game | 20 |
| DT Part 2- Competition | <p>‘Get Set to Eat Fresh’ DT COMPETITION! – GOOD LUCK!</p> <p>Can you create a recipe for Team GB?</p> <p>If you are chosen as a winner in your age category, you could win an exclusive Team GB goody bag, £50 in Aldi vouchers, a certificate, and your recipe will join Aldi’s collection of Taste Kitchen recipes – featuring on both the Aldi and Get Set to Eat Fresh sites and Chesswood could also receive £200 in Aldi vouchers and a bag of fresh produce!</p> <p>If you are selected as the one overall winner – selected by Aldi Athlete Ambassadors – you will additionally receive a piece of money-can’t-buy Team GB Tokyo 2020 signed merchandise and have your recipe featured on a full or double page spread of an Aldi leaflet!</p> <p>So, what do you need to do? Create and write a recipe, including ingredients, instructions, a description for the recipe, and a short paragraph to explain how the recipe is inspired by Team GB. - See the overview attached for full details.</p> <p>Key points worth remembering:</p> | <p>https://getseteatfresh.co.uk/resources/tastekitchenchallenge</p> <p>11.01.21 - Overview 11.01.21 - PowerPoint 11.01.21 – Recipe sheet PDF 11.01.21 – Cover sheet PDF</p>  | 20 |



Chesswood Junior School – Daily Learning – Year 3 – 04.02.21



- All recipes should include at least two fruits or vegetables.
- Entrants must include a photograph of themselves with their finished dish.
- Submit your recipe using the Taste Kitchen Challenge [Recipe Sheet](#) and [Cover Sheet](#) completed by a parent/carer or teacher.
- Entries should be sent to: info@getseateatfresh.co.uk
- A winner will be chosen in each of the following age groups: 5–7, 7–11 and 11–14.
- Competition deadline: Friday 12 February 2021
- All entrants receive 50HP just for entering!

Full terms and conditions can be found here:

www.getseateatfresh.co.uk/about/tastekitchen-termsandconditions

Competition deadline:
Friday 12th February 2021



Keep track of the house points you earn each day, collect and record these yourselves, we trust you to be honest!

Remember to let your teachers know what you have done – email photos or videos.