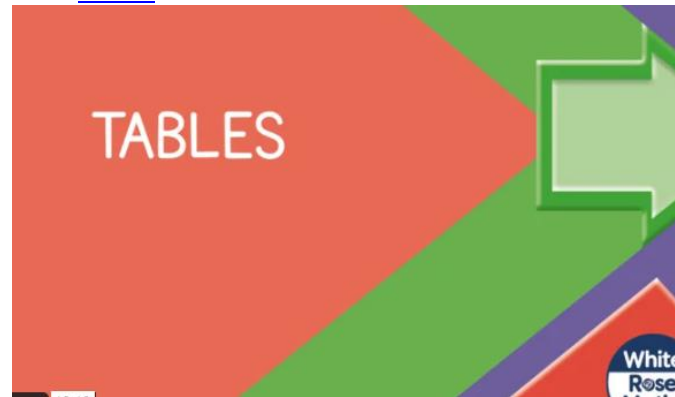




# Chesswood Junior School – Daily Learning – Year 3 – 08.02.21



Subject	Activity	Resources/Links	House Points
Maths	<b>Starter board:</b> Answer the questions using a written method (10 mins)	<a href="#">Click here to view today's Starter Board and answers</a>  <a href="#">Click here to find helpful video tutorials if you're struggling with today's questions</a>  <a href="#">Click here to view the school calculation progression to help you if needed</a>	15
	<b>Turbo Maths:</b> <a href="#">Click here for a burst of Turbo Maths fun!</a>	<a href="#">Click here for a burst of Turbo Maths fun!</a>	5
	<b>Task: Tables</b> <a href="#">Click here to find a helpful video on today's learning - look for the video with the same title as the task</a>  Watch the video guidance to support you as you work through the lesson using the <b>activities</b> which can be found beside the video on the right-hand side.  <b>Tip:</b> Pause the video while you work so you don't miss the next part! You can also play the video more than once and rewind it if you miss part or want to hear a small part multiple times until you fully understand.  <b>Go the extra mile by reasoning at least 3 of your answers!</b>	<b>Video: Tables</b>   <a href="#">Click here for today's maths assessment</a>  <a href="#">Click here to view our support for Maths at home if you need some help.</a>  <a href="#">Click here for a selection of useful websites and links for Maths.</a>	20
	<b>IXL: Year 3: S.1</b> Long and short, <b>S.2</b> Tall and short, <b>S.7</b> Measure using a ruler <b>Please make sure you have logged in before you start attempting tasks!</b> <b>If you are stuck please try Year 2: R.1</b> Long and short, <b>R.2</b> Tall and short, <b>R.6</b> Measure using objects, <b>R.8</b> Measure using a centimetre ruler <b>If you are really stuck, please try Year 1: U.1</b> Long and short, <b>U.2</b> Tall and short, <b>U.3</b> Wide and narrow, <b>U.5</b> Holds more or less, <b>U.7</b> Measure using objects	<a href="#">Click here to visit Year 3 IXL</a>  <a href="#">Click here to visit Year 2 IXL</a>  <a href="#">Click here to visit Year 1 IXL</a>	10



# Chesswood Junior School – Daily Learning – Year 3 – 08.02.21



	<b>Numbots:</b> If your teacher has told you to play Numbots, please play Numbots for 10 minutes. <b>Please make sure you have logged in before you start attempting tasks!</b>	<a href="#">Click here to visit the Numbots website</a>	10
	<b>TT Rock Stars:</b> Play <b>Garage</b> as normal. (10 mins) <b>Please make sure you have logged in before you start attempting tasks!</b> <b>Please note:</b> On Friday you will play <b>Studio</b> ten times: Can you keep your accuracy above 90% while answering questions as quickly as you can?	<a href="#">Click here to visit the TT Rock Stars website</a>	10
Reading	<b>Reading for pleasure:</b> Read your reading book for <b>30 minutes</b> . Take the AR quiz when finished – remember to look back in the book to help you!	<a href="#">Click here to visit the AR website so you take your quiz!</a>	20
	<b>Comprehension – Caring for Dogs and Puppies (30 mins)</b> Read the text and then answer the 6 questions. Remember, you should be able to find the answers in the text. Be really careful when copying spellings from the text! If the question is asking what you think, remember to use clues in the text and what you already know to help you.  Once you've given it your best shot, mark your work using the answer sheet.	<a href="#">Text and questions</a>  <a href="#">Answers</a>	20
Writing	<b>Nasty writing:</b> Expanded noun phrases.	<a href="#">Nasty Writing Activities</a>  <a href="#">Click here to watch a video of today's task</a>	10
	<b>Weekly Task: (45 mins daily)</b> This week we continue looking at Biography writing. We will specifically be looking at the life of Malala Yousafzai and how her story has inspired many around the world. Follow the flipchart and video links to recall previous learning and find out how to best take notes about her life.	<a href="#">Lesson Slides</a>  <a href="#">Click here to watch a video of today's task</a>  <a href="#">What are facts and opinions?</a>  <a href="#">How to use bullet points</a>  <a href="#">Malala Yousafzai A modern Day Hero ppt.</a>	20
	<b>Turbo SPAG: Biographies and autobiographies</b> <b>Watch the videos and complete at least activity one</b> , feel free to complete more activities (further down the page) if you have time!	<a href="#">Turbo Spag Task</a>	10
	<b>Handwriting:</b> Write your spelling words out 3-5 times each in your neatest, joined up handwriting. Focus on using leading in strokes, the size of your	<a href="#">Additional handwriting support resources</a>	10



letters with your ascenders being taller than the lowercase letters and descenders going underneath the line. (10 mins)

Spellings: (15 mins) Choose the same two levels as you were practicing last week. Write three silly sentences. Each sentence should contain at least two of your spelling words. Underline the spelling words and check they are spelt correctly.

Test: 09/02/21

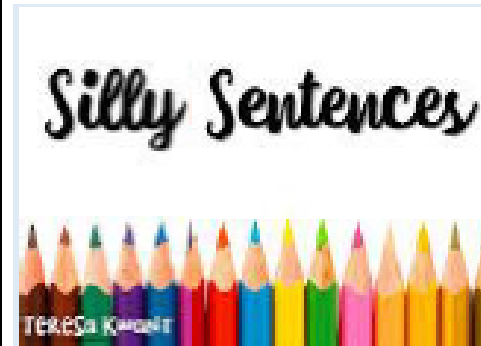
• Practice spellings using a method I use in class. Tick once I can spell a word.							
Bronze		Silver		Gold		Platinum	
learn	Tick	notice	Tick	various	Tick	medicine	Tick
often	Tick	island	Tick	suppose	Tick	experience	Tick
enough	Tick	famous	Tick	possible	Tick	peculiar	Tick
illegal	Tick	illegible	Tick	immortal	Tick	impatient	Tick
imperfect	Tick	immature	Tick	immobile	Tick	impossible	Tick
irregular	Tick	irrelevant	Tick	irresponsible	Tick	irreversible	Tick

Spring 1 Weeks 4 and 5 High Frequency words
children
made
of
my
one
him

IXL: Year 3 English – Focus on J.1, J.2, J.3

If you have completed these already master 3 new skills that you have not yet completed.  
(15 mins)

[Additional spelling support resources](#)



15

[Click here to visit the English IXL website.](#)



10



# Chesswood Junior School – Daily Learning – Year 3 – 08.02.21



	<b>Please make sure you have logged in before you start attempting tasks!</b>		
PSHE	Watch <b>Newsround</b> to keep up with current affairs. (5 mins)  Responsibilities. On the sheet, in the box in the middle, draw a picture of yourself and the people you live with at home (remember to include pets). Around the middle box either use drawings or words to show the responsibilities you have within your home and why it is important that you keep up with your responsibilities.	<a href="#">Click here to view the latest Newsround.</a>  <a href="#">Click here for the Responsibilities activity sheet</a>	20
French	Log in to practice on Duolingo. Try to earn 10 XP today. Lots of house points to be earned for super French language learning. <b>Please make sure you have logged in before you start attempting tasks!</b> (10 mins)	<a href="#">Click here to visit the Duolingo website for schools.</a>	10
Science	<i>Assessed piece of work.</i> <i>Please note will appear on Tuesday</i>		
Art	<i>No Art this week</i>		
RE	<i>Please note will appear on Thursday</i>		
DT	<i>No DT this week</i>		
Music	<i>Please note will appear on Wednesday</i>		
PE	The Body Coach Workout – Joe Wicks is back with his fantastic, fun workouts, he'll have a live workout this morning at 9am. <a href="#">Check out his You Tube channel by clicking here.</a> (30 mins)  There are new county wide challenges for all children to compete. There are 4 challenges a week to take part in. These are available here: <a href="https://www.activesussex.org/virtual/">https://www.activesussex.org/virtual/</a>	<a href="#">Click here to view the PE Support at Home page – this has lots of other tips for PE activities at home.</a>  <a href="#">Click here to view PE knowledge organisers.</a>	20

<p>Computing</p>	 <p>This week, we are celebrating Safer Internet Day (9<sup>th</sup> February). We will be exploring how to stay safe online and we will be looking at the themes of 'trust' and 'feelings' when we are online.</p> <p>Please watch the video about Safer Internet Day and then look at the feelings task. Think carefully about how the people may be feeling. Pick one situation and then tell me what they could do to make themselves feel better or prevent the situation happening again. There is also a Safer Internet Day quiz to take! If you can, discuss the questions with an adult before answering.</p>	<p><a href="#">Safer Internet Day video</a></p> <p><a href="#">Safer Internet Day quiz</a></p> <p><a href="#">Safer Internet Day – feelings task</a></p> <p><a href="#">Visit the website to find out more</a></p>	<p>20</p>
<p>DT Part 2- Competition</p>	<p><b>‘Get Set to Eat Fresh’ DT COMPETITION! – GOOD LUCK!</b></p> <p><b>Can you create a recipe for Team GB?</b></p> <p>If you are chosen as a winner in your age category, you could win an <b>exclusive Team GB goody bag, £50 in Aldi vouchers, a certificate</b>, and your recipe will join Aldi’s collection of Taste Kitchen recipes – featuring on both the Aldi and Get Set to Eat Fresh sites and Chesswood could also receive £200 in Aldi vouchers and a bag of fresh produce!</p> <p>If you are selected as the one overall winner – selected by Aldi Athlete Ambassadors – you will additionally receive a <b>piece of money-can’t-buy Team GB Tokyo 2020 signed merchandise</b> and <b>have your recipe featured on a full or double page spread of an Aldi leaflet!</b></p>	<p><a href="https://getseteatfresh.co.uk/resources/tastekitchenchallenge">https://getseteatfresh.co.uk/resources/tastekitchenchallenge</a></p> <p>11.01.21 - <a href="#">Overview</a></p> <p>11.01.21 - <a href="#">PowerPoint</a></p> <p>11.01.21 – <a href="#">Recipe sheet PDF</a></p> <p>11.01.21 – <a href="#">Cover sheet PDF</a></p> 	<p>20</p>



# Chesswood Junior School – Daily Learning – Year 3 – 08.02.21



*So, what do you need to do?* Create and write a recipe, including ingredients, instructions, a description for the recipe, and a short paragraph to explain how the recipe is inspired by Team GB. - See the [overview](#) attached for full details.

Key points worth remembering:

- All recipes should include at least two fruits or vegetables.
- Entrants must include a photograph of themselves with their finished dish.
- Submit your recipe using the Taste Kitchen Challenge [Recipe Sheet](#) and [Cover Sheet](#) completed by a parent/carer or teacher.
- Entries should be sent to: [info@getseteatfresh.co.uk](mailto:info@getseteatfresh.co.uk)
- A winner will be chosen in each of the following age groups: 5–7, 7–11 and 11–14.
- Competition deadline: Friday 12 February 2021
- All entrants receive 50HP just for entering!

Full terms and conditions can be found here:

[www.getseteatfresh.co.uk/about/tastekitchen-termsandconditions](http://www.getseteatfresh.co.uk/about/tastekitchen-termsandconditions)

**Competition deadline:**  
**Friday 12<sup>th</sup> February 2021**



Keep track of the house points you earn each day, collect and record these yourselves, we trust you to be honest!

Remember to let your teachers know what you have done – email photos or videos.