



Tuesday, 09 February 2021

Half Term Activity Video – Department for Education

Dear Parent,

In the past year we have developed some links with a team at the Department for Education. They are currently developing an activity film to support families engage in productive activities during the half term holidays (please no more, I hear you say). They and we understand that everyone is facing many challenges, at the moment, not least creative energy with home learning. It is hoped that the activity film will provide families across England, that would like a little inspiration during the February half term, some enjoyable options. It is expected that there will be year group specific films with activities role modelled in short clips in a DFE film.

We have agreed to contact all parents whether children are learning at home or in school to invite you to film one of the activities at home and then send the film clip in by email. All clips received will receive 10 house points, they will be sent to the DFE and some may be included in a video that will support families at half term across England. We will circulate the final DFE films when they are complete.

The activities to video are included in the table below, if you would like to get involved select **ONE** only activity from your year group list (that said it is not too strict so if you fancy another we don't mind) to submit:

Year Group	Activity	All Year groups
Year 3	<ul style="list-style-type: none">• Eat something you've not tried before• Make something out of wood• Produce rubbings of fossils• Try yoga	• Pancake making
Year 4	<ul style="list-style-type: none">• Make a sculpture• Walk through a forest• Skim stones• Learn to sew on a button	
Year 5	<ul style="list-style-type: none">• Learn to moon walk• Do a blind folded taste test• Make a large scale model• Plan and cook a meal	
Year 6	<ul style="list-style-type: none">• Learn to knit• Make a dessert• Organise tea for parents and carers• See the sun set• See the sun rise	

There is not much time, be warned! 😊 All videos must be:





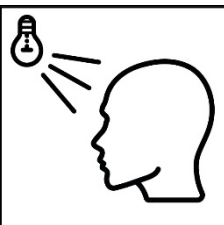
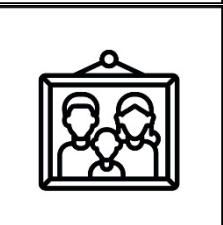
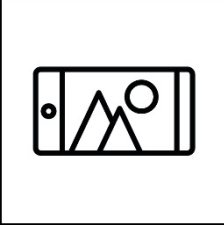


1. submitted by email to office@chesswood.w-sussex.sch.uk by 3p.m. Thursday 11th February (this Thursday!!!!)
2. short, no more than 10-15 seconds, a quick action clip. Try to include some close up shots and wider shots. For example, if you're making pancakes, show us the wider shot but also



Chesswood Junior School



give us a close up on the pancake, and a close up on the child's face for a happy reaction shot. Below are some filming tips that might be helpful when filming ...

	Choose a quiet well-lit space, inside or outside		Place the device on a table or shelf, if possible, raise it up close to the level of your chest. Avoid peering down into the camera.
	If you have a glasses or camera lens cloth, carefully clean the camera on your device before filming.		Your face should sit above the centre of the screen, try not to cut the top of your head off but don't leave too much empty space above yourself either.
	Your face should not be shadowy or silhouetted, the main source of light should be in front of you. Avoid sitting with a window at your back.		Check for anything that you would not want to share in the background. Avoid sitting with your back to a wall, if possible, position yourself with some open space behind.
	If you are filming on a tablet or phone keep the device horizontal.		Look at the camera on the device not at the screen and maintain eye contact with the camera during recording. Leave a brief pause before you begin to speak. Leave a pause at the end before you stop recording.
	If you are using a phone, switch on airplane mode before you start.	Think about what you want to say and film a test clip. Check you are happy with how it looks.	

Even though it is short notice, it seems like fun and may be a good distraction from other challenges we are all facing. It is completely voluntary and all clips received will be sent to the Department for Education and they will build their video from those that best fit their brief.

Yours sincerely,

Andrew Jolley