



# Chesswood Junior School – Daily Learning – Tuesday 23.02.2021





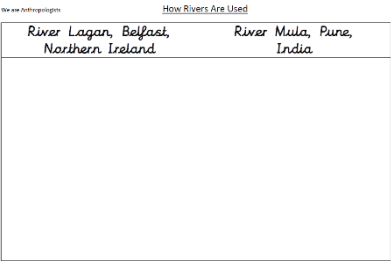


Subject	Activity	Resources/Links	House Points
Maths	Starter Boards: Remember to mark your work – use a calculator to check.	<a href="#">4 Operations</a>	10
	<p><b>Task:</b> White Rose Maths. <b>Lesson – Subtract fractions</b></p> <p>Watch the video on how to do this. Complete the activity. Mark using the answers. If you cannot print, write/draw the answers in a workbook, before checking.</p> <p><b>Extension:</b> Answer the new set of questions focussing on your reasoning.</p>	<p><a href="#">Maths daily questions</a>  <a href="#">Extension sheet</a>  <a href="#">Maths daily questions answer sheet</a></p> <p>White Rose video link - <a href="https://vimeo.com/507661410">https://vimeo.com/507661410</a></p>	20
	<p>IXL: Year 5 maths – Add and subtract fractions <b>T.12 and T.13</b></p> <p><b>TT Rock Stars:</b> Play <b>Gig</b> to set the tables you need to practice. If you have finished all the levels on Gig, <b>Garage</b> will play as normal.</p> <p><b>Numbots:</b> If you have been told by your teacher to go onto Numbots, please continue for 20 minutes a day.</p>	<p><a href="https://uk.ixl.com/">https://uk.ixl.com/</a></p> <p><a href="https://trockstars.com/">https://trockstars.com/</a></p> <p><a href="https://play.numbots.com/#/intro">https://play.numbots.com/#/intro</a></p>	20
	Turbo Maths – watch and complete the activities on BBC Bitesize. Your task is to <b>count in fractions using a number line</b>	<a href="https://www.bbc.co.uk/bitesize/articles/z2qhm39">https://www.bbc.co.uk/bitesize/articles/z2qhm39</a>	20
Reading	Read your reading book for 30 minutes. Take the AR quiz when finished.	<a href="http://ar.chesswood.org.uk">http://ar.chesswood.org.uk</a>	10
	Task: Pick a task from the reading grid and apply it to your own reading book (or another if necessary).	<a href="#">Reading Activity Grid</a>	20
	Class Reader – Sit back, relax, and enjoy listening to Miss Usher read Chapter 26 of our class reader to you.	<a href="#">Chapter 26 reading video</a>	
Writing	Nasty Writing: Today you are looking at metaphors. Look at the examples on the flip chart and try to understand the difference between similes and metaphors. Then have a go at either circling or writing out the metaphors on the task page. Some are metaphors – check carefully!	<p><a href="#">Nasty Writing Flip Chart 23.02</a>  <a href="#">Nasty Writing Answer Sheet 23.02</a></p>	10
	Task: Today you are using the conventions of a haiku that you learnt about yesterday to create your own. Create a wordbank for either Spring or the beach (depending on which topic you choose to write your poem on). Remember that your structure needs to be the following:	<p><a href="#">Writing Flip Chart 23.02</a>  <a href="#">Writing Input Video 23.02</a>  <a href="#">Setting sheet for annotation 23.02</a>  <a href="#">Vocabulary Ideas 23.02</a></p>	20



# Chesswood Junior School – Daily Learning – Tuesday 23.02.2021



	Line 1 – 5 syllables Line 2 – 7 syllables Line 3 – 5 syllables		
	IXL: Year 4 English - N10, N11, N12, N13		10
	Turbo GPS – Watch the 2 videos on similes and metaphors, and then have a go at the tasks listed on the webpage.	<a href="#">Understanding similes and metaphors</a>	10
French	Try to earn 10 XP on Duolingo today, continuing on from where you got to yesterday. Look out for the new Top Tens coming soon for Duolingo practice! Lots of house points to be earned for super French language learning.		10
PE	   Join in from 1 Feb - 26 Feb <a href="http://www.sussexschoolgames.co.uk">www.sussexschoolgames.co.uk</a>	Complete this week's Sussex School games challenges <a href="https://www.activesussex.org/virtual/">https://www.activesussex.org/virtual/</a>	20
PSHE	Watch Newsround to keep up with current affairs	<a href="https://www.bbc.co.uk/newsround/news/watch_newsround">https://www.bbc.co.uk/newsround/news/watch_newsround</a>	10
Geography	Day 1 – We are anthropologists  What is an an-thro-polo-gist?  Work through the flip chart and watch the video and list all the different uses of the river that you can see.		<a href="https://youtu.be/BcF6uggfKEY">https://youtu.be/BcF6uggfKEY</a>  <a href="#">Geography flip</a> <a href="#">Rivers worksheet</a> <a href="#">Rivers worksheet answers</a> <a href="https://www.bbc.co.uk/teach/class-clips-video/living-next-to-rivers-belfast-and-pune/zh8fbdm">https://www.bbc.co.uk/teach/class-clips-video/living-next-to-rivers-belfast-and-pune/zh8fbdm</a> <a href="https://wordwall.net/resource/10612443">https://wordwall.net/resource/10612443</a>

## Weekly Competition / Challenge

**Coming soon!**

Remember to let your teachers know what you are doing!