



Subject	Activity	Resources/Links	House Points	Tick √
Maths	<p>Written methods: Reason answers and self-mark after completion. (10 mins) Tutorial videos if needed: https://www.chesswood.w-sussex.sch.uk/page/?title=Written+Division&pid=340</p>	<p>22.02.21 – Written methods PDF Calculation progression: https://www.chesswood.w-sussex.sch.uk/attachments/download.asp?file=3586&type=pdf</p>	15	
	<p>Task: Lesson 3: Miles and Kilometers (30-45 mins) <i>Please find the PowerPoint, video, activity booklet + answers and a greater depth (GDS) extension on the Year 6 Daily Learning page, resources can be found by scrolling down past the daily learning page image!</i></p> <p style="text-align: center;">Watch the interactive PowerPoint and/or video guidance to support you as you work through the lesson using the activity booklet.</p> <p style="text-align: center;"><i>Please note, page one is fluency so if you find it too easy, only complete page two of the activity booklet and then have a go at the ‘Maths GDS Extension’ questions.</i></p> <p>Once you have completed the questions in the activity booklet, use the answers booklet to self-mark.</p> <p style="text-align: center;"><i>Try to reason every question.</i></p> <p>Arithmetic test (just one per week): EASY level this week – 10 minutes, do your best! Remember to use your written methods to help you get an accurate answer and check using the inverse where you can. Check your answers and give yourself a score /13.</p>	<p>Video: https://vimeo.com/505789895 PowerPoint: https://chesswood-my.sharepoint.com/:p/g/person/mhills_chesswood_w-sussex_sch_uk/EWAQUOp3QTNLInGUTNOYaEMBAROPiH5_Tpx6Y5UqL_FGD8g?e=ILzbfI</p> <p>24.02.21 – Maths Activity PDF 24.02.21 – Maths Answers PDF 22.02.21 – Maths GDS Extension – one page per day + answers.</p> <p>Maths support at home: https://www.chesswood.w-sussex.sch.uk/page/?title=Maths+Support+at+Home&pid=335</p> <p>Useful websites and links: https://www.chesswood.w-sussex.sch.uk/page/?title=Maths&pid=100</p> <p>22.02.21 – Arithmetic test Easy PDF</p>	20	
	<p>Turbo Maths: BBC Bitesize – Subtracting decimals with different decimal places (10 mins)</p>	<p>https://www.bbc.co.uk/bitesize/articles/z6t3hcw</p>	10	
Reading	<p>Reading for pleasure: Read your reading book for 30-45 minutes. Take the AR quiz when finished – remember to look back in the book to help you!</p>	<p>http://ar.chesswood.org.uk</p>	20	
	<p>Guided Reading Task: (20 mins)</p> <ul style="list-style-type: none"> • Open the Guided Reading lesson slides to do this task. • Watch Mrs Johnson’s Guided Reading Task video to help • What is figurative language? • Watch the two video clips to help • Listen to/watch the poems being read by the poet if you would like to! Use the links on the right.... • Have a go at making a note of any figurative language features you can identify in the Guided Reading Poems provided (Eastbourne, There are Things that Lurk in the Library). Choose to do 1 or both of the poems! 	<p>Guided Reading Lesson Slides PDF</p> <p>Mrs Johnson’s Guided Reading Task video: https://youtu.be/YBnV9xk4IDs</p> <p>Video clips: What is figurative language? https://www.youtube.com/watch?v=NegoYluXoEA Joseph Coelho gives more help: https://www.bbc.co.uk/teach/class-clips-video/english-ks1-ks2-understanding-poetry/zf8m382</p>	20	






	<ul style="list-style-type: none"> • What effect do these have on you as a reader? How do they make you feel? What images do they create in your mind’s eye? <p>Reading Comprehension: Complete the Reading Comprehension and self-mark using the answers provided. (20 mins)</p> <p>Extension: Look at the reading activity grid and choose an activity that interests you.</p> <p>Class Novel: (20 mins) Rumblestar by Abi Elphinstone: Chapter 27</p> <ul style="list-style-type: none"> • Watch the Chapter 27 video of Mrs R-W reading • No activity today! 	<p>Guided Reading Poems PDF</p> <p>Listen to/watch the poems being read: https://www.thepoetryofjosephcoelho.com/portfolio_page/hal_loweens-crumble/ https://www.youtube.com/watch?v=J_Hg1647Gek https://www.thepoetryofjosephcoelho.com/portfolio_page/library/</p> <p>Reading Comprehension PDF</p> <p>Reading Activity Grid PDF</p> <p>Rumblestar Chapter 27 video https://youtu.be/y34SpY1RI_E</p>		
<p style="text-align: center; color: red; font-weight: bold;">Writing</p>	<p>NEW TO YEAR 6: POEM OF THE DAY!</p> <ul style="list-style-type: none"> • Watch and listen to the Poem of the Day with Mrs Johnson! 	<p>Poem of the Day video: https://youtu.be/LQtBvup9LBM</p>		
	<p>Task:</p> <ul style="list-style-type: none"> • Read the Mary O’Neill poem, What is Orange? • Watch the video of the poem being performed – by children singing. It looks like it was filmed a long time ago – but shows you another way of performing poetry! • Watch Mrs Johnson’s Writing Video! • Choose a colour to write your own poem about • Use the Poem Success Criteria to help <ul style="list-style-type: none"> • NO NASTY WRITING TODAY! WATCH MRS R-W’S FEEDBACK ON VIDEO ON YOUR HARRY POTTER STORY ENDINGS INSTEAD! 	<p>Mrs Johnson’s Writing Video: https://youtu.be/rqRRkPKLsKw</p> <p>What is Orange Poem PDF</p> <p>What is Orange? Performance: https://www.youtube.com/watch?v=EG3zpMucNRo</p> <p>Poem Success Criteria PDF</p> <p>Additional writing support resources: https://www.chesswood.w-sussex.sch.uk/page/?title=Writing&pid=59</p> <p>Mrs R-W’s HP story ending feedback https://youtu.be/A3Gk7k2REAw</p>	20	



Chesswood Junior School – Daily Learning – Year 6 – 24.02.2021






	<p>Turbo GPS: RECAP: Try the interactive game on identifying adjectives! (10 mins)</p>	<p>Turbo GPS video: https://www.grammar-monster.com/tests/adjectives_bubble_pop_test.htm</p>	10																																																												
	<p>Spelling: (15 mins) Use a spelling strategy you have learned in class to practise the spellings from your homework sheet/below. Ask a member of your family to test you – keep practising any you get wrong until you are confident that you know them all. Get re-tested when possible.</p> <table border="1" data-bbox="230 427 1240 738"> <thead> <tr> <th></th> <th colspan="2">Bronze</th> <th colspan="2">Silver</th> <th colspan="2">Gold</th> <th colspan="2">Platinum</th> </tr> </thead> <tbody> <tr> <td rowspan="3">Statutory Words List</td> <td>awkward</td> <td>Tick</td> <td>vehicle</td> <td>Tick</td> <td>appreciate</td> <td>Tick</td> <td>committee</td> <td>Tick</td> </tr> <tr> <td>bargain</td> <td>Tick</td> <td>leisure</td> <td>Tick</td> <td>communicate</td> <td>Tick</td> <td>conscience</td> <td>Tick</td> </tr> <tr> <td>bruise</td> <td>Tick</td> <td>recognise</td> <td>Tick</td> <td></td> <td></td> <td></td> <td></td> </tr> <tr> <td rowspan="3">Class Spellings</td> <td>re-heat</td> <td>Tick</td> <td>non-verbal</td> <td>Tick</td> <td>co-operate</td> <td>Tick</td> <td>co-ordinate</td> <td>Tick</td> </tr> <tr> <td>co-own</td> <td>Tick</td> <td>non-fiction</td> <td>Tick</td> <td>non-linear</td> <td>Tick</td> <td>re-examine</td> <td>Tick</td> </tr> <tr> <td>plough</td> <td>Tick</td> <td>bough</td> <td>Tick</td> <td></td> <td></td> <td></td> <td></td> </tr> </tbody> </table> <p>Ask your adult to test your spelling at the end of w/c 5.2.21</p>		Bronze		Silver		Gold		Platinum		Statutory Words List	awkward	Tick	vehicle	Tick	appreciate	Tick	committee	Tick	bargain	Tick	leisure	Tick	communicate	Tick	conscience	Tick	bruise	Tick	recognise	Tick					Class Spellings	re-heat	Tick	non-verbal	Tick	co-operate	Tick	co-ordinate	Tick	co-own	Tick	non-fiction	Tick	non-linear	Tick	re-examine	Tick	plough	Tick	bough	Tick					<p>Additional spelling support resources: https://www.chesswood.w-sussex.sch.uk/page/?title=Spelling+Practice+Years+5+and+6&pid=65</p>	15	
	Bronze		Silver		Gold		Platinum																																																								
Statutory Words List	awkward	Tick	vehicle	Tick	appreciate	Tick	committee	Tick																																																							
	bargain	Tick	leisure	Tick	communicate	Tick	conscience	Tick																																																							
	bruise	Tick	recognise	Tick																																																											
Class Spellings	re-heat	Tick	non-verbal	Tick	co-operate	Tick	co-ordinate	Tick																																																							
	co-own	Tick	non-fiction	Tick	non-linear	Tick	re-examine	Tick																																																							
	plough	Tick	bough	Tick																																																											
<p style="color: red; text-align: center;">Science</p>	<p>Year 6: Science - Classification Assessment - Week 7 – Should have been completed yesterday 23/02/21</p> <p>Please complete the Science Assessment on the topic Classification. It is accessed via Microsoft Forms. There are 15 marks available! Award yourself 2 house points for every correct answer. Click on the link or scan the QR code to start the quiz.</p> <p style="color: red;"><i>Please do not use your KO or any previous notes from lessons to help you.</i></p> <p style="text-align: center;">Good luck!</p>	<p>https://forms.office.com/Pages/ResponsePage.aspx?id=bFAfoyNHwUaT1tnlfpjX928dQH9pasxFicg-VODV9JpUOTE4OUeWnKkSUDhHVfHcNFowNEESOFhZRS4u</p>  <p>Year 6: Science - Classification Assessment - Week 7</p>	30 available!																																																												
<p style="color: red; text-align: center;">PE</p>	<p>Specsavers 'Virtual' Sussex School Games 2021 –</p> <p>Practice and improve and log your best scores on www.sussexschoolgames.co.uk by midday 12pm on Friday 12 February Good luck!</p>	<p>Specsavers 'Virtual' Sussex School Games 2021 - Active Sussex</p> 	20																																																												
	<p>Gymnastics Challenges Year 5/6: https://youtu.be/ACDrLqxFav8 Please send your entries to: sport@chesswood.w-sussex.sch.uk</p>		20																																																												
<p style="color: red; text-align: center;">PSHE</p>	<p>Watch Newsround to keep up with current affairs. (5 mins)</p>	<p>https://www.bbc.co.uk/newsround/news/watch_newsround</p> <p>Week 7 Sleep PDF</p>	10	10																																																											



Chesswood Junior School – Daily Learning – Year 6 – 24.02.2021



	<p>Sleep: This week, we'd like you to concentrate on sleep! Follow the pages on the Sleep PDF to find out more about what affects your sleep and what you can do to improve yours.</p>	<p>You can also ask your adults to look this website, to support you with sleep at home: https://www.nhs.uk/live-well/sleep-and-tiredness/healthy-sleep-tips-for-children/</p>		
<p>Geography</p>	<p>For this half term you will be exploring settlements. To begin with we can think about what we have learnt before in lower school. Why did the Saxons settle where they did? What else do you know about settlements? If you were going to settle somewhere and build a home, what natural resources would you want nearby? Discuss some of these questions or ideas with a friend on the phone or with an adult at home to help compare your ideas on what a good settlement would look like. Use the worksheet to explore the advantages and disadvantages of the settlements in the image. You can draw a table on paper if you do not have a printer.</p>	<p>Lesson one pdf Lesson one worksheet pdf</p>	<p>20</p>	
<p>French</p>	<p>Log in to practice on Duolingo. Try to earn 10 XP today. (10 mins)</p>	<p>https://schools.duolingo.com/</p>	<p>10</p>	
	<p>Put your engineer hat on and get ready to construct a masterpiece! This grid has 6 different activity ideas for you to choose from. They take a lot of patience and some planning/resourcing, so take your time and have fun when making! Plan-Make-Evaluate Go the extra mile by evaluating your final product, would you do anything differently next time to make the process easier or to make the final piece more functional? Is it aesthetically pleasing to look at? If not, could it be? Could you write a how-to-guide so someone else could make one too? Good luck! <i>Please send photos to us!</i></p>	<p>18.01.21 – We are Engineers Lockdown Learning Tasks PDF</p> 	<p>30</p>	
<p>DT</p>	<p>Now that you have made a delicious stir-fry in year 6, why not try another cooking task of your choice? There are 5 recipes to choose from or you could find your own online/using a recipe book from home. If you find your own recipe, perhaps you could write the ingredients list and method and send it to your teacher so that others could try it at home too. <i>Be sure to use your cookery skills to stay safe and send photos to your teacher of you making it and of the finishing product if you can.</i> Watch a clip from the BBC series: The Secret Life of Our Favourite Dishes – ‘From the true colour of carrots to how to spot the difference between kinds of cows, why onions make us cry to the magic behind growing straight cucumbers, Stefan Gates reveals where our food comes from and how it is made.’</p>	<p>DT Cooking Tasks PDF</p>  <p>The Secret Life of Our Favourite Dishes - BBC Teach</p> 	<p>30</p>	

Music

The Beatles, whether you like their music or not, were revolutionary! From 1963 to 1970, The Beatles wrote music that was unlike anything written before or since. Everybody has their own favourite Beatles song. Ask your family. What favourites do they have? Record these or let Mrs Cossins know!

See 'The Beatles' Knowledge Organiser.

Key albums to listen to are:

A Hard Day's Night (1964), Rubber Soul (1965) Revolver (1966) Sgt Pepper's Lonely Hearts Club Band (1967), White Album (1968) and of course, Abbey Road (1969). Have a listen to some Beatles and let Mrs Cossins know of any favourites you have.

Extension:

Do a mini project on The Beatles or another 60s band. Who were the band members and what did they play? Songs/albums? Why they were so popular at the time? Why you like their music?

21.02.22 - Beatles KO PDF

20

Computing

WEEK 7

MakeCode Unit: Learn to make a platformer

Tutorial: Learn to use MakeCode arcade

Key Vocab: blocks, categories, project.

- Follow the tutorial prompts
- Find blocks in the toolbox
- Build code in the workspace
- Run your game on a built-in simulator

<https://arcade.makecode.com/--skillmap>

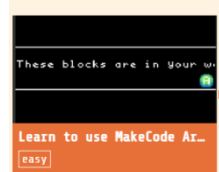
Lesson 1: Simple platformer

Key vocab: side scrolling, sprite, tile map

- Move by using "jump" and "run"
- Change background colour
- Create a simple platformer game

<https://arcade.makecode.com/--skillmap>

Learn to use MakeCode Arcade



Learn to Make a Platformer



22.02.21 – Computing - Week 7 Onwards - Learn to create a platformer Grid

22.02.21 - Computing - Week 7 Onwards - Learn to create a platformer flip PDF

<https://arcade.makecode.com/--skillmap>

20

Art

WEEK 7 - WALT: explore Scherenschnitte style and form our own opinions.

Watch [video](#): Cindy Ferguson - artist case study for Scherenschnitte. Cindy produces her own YouTube videos to demonstrate her unique skill.

Task 1 – have you seen this form of Art before? Do you think it's effective?

Scherenschnitte means 'paper cuts' and is the art of cutting paper.

Cindy Ferguson Video:

<https://www.youtube.com/watch?v=7OWhRPwrrB0>

30



Task 2 – research Wilhelm Gross.

Task 3 – take a look at the handout provided. How are they similar or different to one another and what might they represent?

Resources – see [PDF week 7 task 3](#)


Task 4 – using these handouts and your fact sheet links, create your own Scherenschnitte fact sheet that includes the following:

Resources – see [PDF week 7 task 4](#)

1. The country Scherenschnitte was established in.
2. Names of Scherenschnitte artists.
3. What year Scherenschnitte started in.
4. When first established, what were they used for?
5. Usually, what size should these art forms be?
6. What different cultures have these art forms be used in?
7. Your opinion on the art form. Do you think it's effective?

[21.02.22 - Year 6 Art - Spring 2 - Scherenschnitte - Home learners – flip PDF](#)

[21.02.22 - Year 6 - Spring 2 - Art - Scherenschnitte Grid](#)



Year 6 Spring 2: Art - Scherenschnitte

<p>Task 1</p> <p>Research the history of Scherenschnitte. How long has it been around? What country is it from? What was it used for? Write down the names of some famous Scherenschnitte artists.</p>	<p>Task 2</p> <p>Choose a design to create. It should be a winter scene. You can use the design on the handout as a guide. You can also draw your own design. You will need to use scissors to cut out your design. You will need to use a ruler to measure your design. You will need to use a pencil to draw your design.</p>	<p>Task 3</p> <p>Write a short story about your Scherenschnitte. What is the story about? How does it relate to your Scherenschnitte? Write your story in your own words. You can use the design on the handout as a guide. You can also draw your own design. You will need to use scissors to cut out your design. You will need to use a ruler to measure your design. You will need to use a pencil to draw your design.</p>
---	--	---

Keep track of the house points you earn each day, collect and record these yourselves, we trust you to be honest!