

Week Beginning: March 1st, 2021

WALT: write instructions

Day 1 - explore instructional features

Day 2 - plan instructional text

Day 3 - write introduction for instructional writing

Day 4 - write main body of instructions

Day 5 - write conclusion, edit and present main body of instructions

Lesson 2

WALT: plan for our instructional writing

Now that we know what instructional writing is for and what features it contains, we can begin to plan our own.

This week we will be writing instructions based on last week's science experiment - how to make an EGG DROP LANDER.

Success Criteria for Instructional Writing				SA
Structure			Introduction	
			Main body with instructions	
			Conclusion	
			Chronological order	
			Sequenced steps (bullet points, numbers)	
Language			Imperative Verbs - bossy	
			Time conjunctions - first, next	
			Relative Clauses for justification	
			Adverbs for precision	
			Parenthesis for extra information	
			Modal Verbs - should, could, may	

WALT: plan for our instructional writing

ADD THE planning sheet

Think about:

what information
would be interesting
for the
introduction

Key vocabulary

Strong imperative verbs

Adverbs to describe HOW to
do something

It should be written in THIRD person - you

IMPORTANT: YOU WILL NEED TO JUSTIFY WHY YOUR INSTRUCTIONS
WILL LEAD TO A SUCCESSFUL OUTCOME -TELL THE READER AT EACH
STAGE WHY IT WILL WORK!

WALT: plan for our instructional writing

How to make tea!

Instruction Writing Plan

Introduction

Use the photographs of the experiment, to choose the best imperative verb for each step.



Conclusion (would the reader like to find out more? Where could they find out more information....)

Key Vocabulary List

I'm Feeling

I'm Wondering







I'm noticing



your turn!

TEACHER MODEL

WALT: plan for our instructional writing

Success Criteria for Instructional Writing				SA	
Structure				Introduction	
				Main body with instructions	
				Conclusion	
				Chronological order	
				Sequenced steps (bullet points, numbers)	
Language				Imperative Verbs - bossy	
				Time conjunctions - first, next	
				Relative Clauses for justification	
				Adverbs for precision	
				Parenthesis for extra information	
				Modal Verbs - should, could, may	

Look at the ratings that you gave each feature yesterday.

Choose one from 9-11 (the hardest ones!) and find a place in your plan where you will try to use it.

