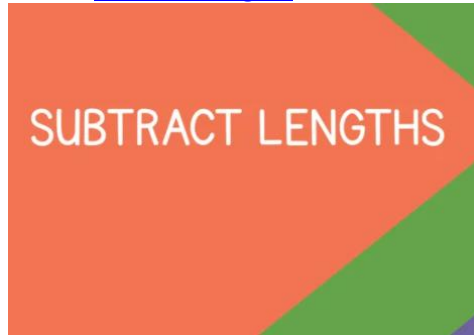




Subject	Activity	Resources/Links	House Points
Maths	<b>Starter board:</b> Answer the questions using a written method (10 mins)	<a href="#">Click here to view today's Starter Board and answers</a>  <a href="#">Click here to find helpful video tutorials if you're struggling with today's questions</a>  <a href="#">Click here to view the school calculation progression to help you if needed</a>	15
	<b>Turbo Maths:</b> <a href="#">Click here for a burst of Turbo Maths fun!</a>	<a href="#">Click here for a burst of Turbo Maths fun!</a>	5
	<b>Task: Subtract Lengths</b> <a href="#">Click here to find a helpful video on today's learning - look for the video with the same title as the task</a>  Watch the video guidance to support you as you work through the lesson using the <b>activities</b> which can be found beside the video on the right-hand side.  <b>Tip:</b> Pause the video while you work so you don't miss the next part! You can also play the video more than once and rewind it if you miss part or want to hear a small part multiple times until you fully understand.  <b>Go the extra mile by reasoning at least 3 of your answers!</b>	<b>Video: <a href="#">Subtract lengths</a></b>   <a href="#">Click here to view slides from today's video</a>  <a href="#">Click here to view today's activity</a>  <a href="#">Click here to view today's answers</a>  <a href="#">Click here to view our support for Maths at home if you need some help.</a>  <a href="#">Click here for a selection of useful websites and links for Maths.</a>	20
	<b>Reasoning:</b> Fancy an extra challenge? Try these reasoning challenges!	<a href="#">Click here for today's reasoning activity</a>	10
	<b>IXL: Year 3 I.1</b> Add multiples of 100, <b>I.2</b> Add a one-digit number to a three-digit number <b>I.3</b> Add a two-digit number to a three-digit number  <b>Please make sure you have logged in before you start attempting tasks!</b>	<a href="#">Click here to visit Year 3 IXL</a>  <a href="#">Click here to visit Year 2 IXL</a>	10



# Chesswood Junior School – Daily Learning – Year 3 – 02.03.21



	<p><b>If you are stuck, please try these:</b></p> <p><b>Year 2: D.17</b> Add a one-digit number to a two-digit number - with regrouping</p> <p><b>D.18</b> Add two two-digit numbers - without regrouping</p> <p><b>D.19</b> Add two two-digit numbers - with regrouping</p> <p><b>If you are really stuck, please try these:</b></p> <p><b>Year 1: G.1</b> Add multiples of 10</p> <p><b>G.2</b> Add a two-digit and a one-digit number - without regrouping</p> <p><b>G.3</b> Add a two-digit and a one-digit number - with regrouping</p> <p><b>G.4</b> Add two two-digit numbers - without regrouping</p>	<a href="#">Click here to visit Year 1 IXL</a>	
	<p><b>Numbots:</b> If your teacher has told you to play Numbots, please play Numbots for 10 minutes.</p> <p><b>Please make sure you have logged in before you start attempting tasks!</b></p>	<a href="#">Click here to visit the Numbots website</a>	10
	<p><b>TT Rock Stars:</b> Play <b>Garage</b> ten times: <i>Can you keep your accuracy above 90% while answering questions as quickly as you can?</i></p> <p><b>Please make sure you have logged in before you start attempting tasks!</b></p>	<a href="#">Click here to visit the TT Rock Stars website</a>	10
Reading	<p><b>Reading for pleasure:</b> Read your reading book for <b>30 minutes</b>. Take the AR quiz when finished – remember to look back in the book to help you!</p>	<a href="#">Click here to visit the AR website so you take your quiz!</a>	20
Writing	<p><b>Nasty writing:</b> Rhetorical Question</p>	<p><a href="#">Nasty Writing Activities</a></p> <p><a href="#">Click here to watch a video of today's task.</a></p>	10
	<p><b>Weekly Task:</b> (45 mins daily)</p> <p>Today we continue to plan our persuasive letter to the United Nations stating that girls should be allowed to go to school.</p> <p>We will take the arguments we wrote yesterday and learn how to put them onto a planning document.</p>	<p><a href="#">Lesson Slides</a></p> <p><a href="#">Click here to watch a video of today's task.</a></p> <p><a href="#">Persuasive writing word mats</a></p> <p><a href="#">Planning your argument Template</a></p>	20



## Turbo SPAG: What are paragraphs?

Watch the videos and complete at least activity one, feel free to complete more activities (further down the page) if you have time!

**Handwriting:** Write your spelling words out 3-5 times each in your neatest, joined up handwriting. Focus on using leading in strokes, the size of your letters with your ascenders being taller than the lowercase letters and descenders going underneath the line. (10 mins)

**Spellings:** (15 mins) **Test: Today! Ask a parent/older sibling to test you on your spelling words.**

**Send your teacher your score!**

**Finished the test** - Practise the ones you got wrong with your favourite tic-tac-toe method.

**Got them all correct?** Amazing! Well done. Write some sentences to show you know the meaning of these words. If you don't, use this time to find the definitions in a dictionary!

Practice spellings using a method I use in class. Tick once I can spell a word.							
Bronze		Silver		Gold		Platinum	
group	Tick	proud	Tick	crystal	Tick	cousin	Tick
tough	Tick	mauld	Tick	typical	Tick	lyric	Tick
touch	Tick	system	Tick	hymn	Tick	pyramid	Tick
myth	Tick	Egypt	Tick	courage	Tick	symbol	Tick
gym	Tick	mystery	Tick	country	Tick	enough	Tick
young	Tick	double	Tick	touch	Tick	trouble	Tick

[Turbo Spag Task](#)

[Additional handwriting support resources](#)

[Additional spelling support resources](#)

<p>Story Time</p>	<p>Graffiti wall</p>	<p>Silly sentences</p>
<p>Pyramid power</p>	<p>Look - Say - Cover - Write - Check</p>	<p>Chunking</p>
<p>Rainbow Words</p>	<p>Mnemonics</p>	<p>Air and back spelling</p>

10

10

15



	<div> <div>High Frequency</div> <div>time</div> <div>it</div> <div>her</div> <div>them</div> <div>Mr.</div> <div>I'm</div> </div>		
	<b>IXL: Year 3 English – Focus on A.3, A.4</b> If you have completed these already master 3 new skills that you have not yet completed. (15 mins) <b>Please make sure you have logged in before you start attempting tasks!</b>	<a href="#">Click here to visit the English IXL website.</a>	10
PSHE	Watch <b>Newsround</b> to keep up with current affairs. (5 mins)	<a href="#">Click here to view the latest Newsround.</a>	10
French	Log in to practice on Duolingo. Try to earn 10 XP today. Lots of house points to be earned for super French language learning. <b>Please make sure you have logged in before you start attempting tasks!</b> (10 mins)	<a href="#">Click here to visit the Duolingo website for schools.</a>	10
Science	<i>This lesson will be on Thursday - ASSESSED PIECE OF WORK</i>		
RE	<i>RE will commence from Week 10</i>		





# Chesswood Junior School – Daily Learning – Year 3 – 02.03.21



DT	<i>This lesson will be on Thursday</i>		
PE	There are new county wide challenges for all children to compete. There are 4 challenges a week to take part in. The deadline for submitting your highest score is midday on Friday each week. The activities are available here: <a href="https://www.activesussex.org/virtual/">https://www.activesussex.org/virtual/</a>	<a href="#">Click here to view the PE Support at Home page – this has lots of other tips for PE activities at home.</a>  <a href="#">Click here to view PE knowledge organisers.</a>	20
Music	<i>This lesson will be on Wednesday.</i>		
Geography	<p><b>ASSESSED PIECE OF WORK</b></p> <p>Today we continue with the topic ‘We are Air Quality Officers.’ We will recap some of the learning from last week to ensure we understand what Pollution is before considering How does air pollution affect us at Chesswood Junior School? Your task is going to be to conduct a Traffic Survey to see how many and what type of vehicles pass our school, log our results on a Tally chart and consider how might this be affecting us?</p> <p>Your assessed piece of work is the completion of a Tally Chart to show your results.</p> <p>Please send your completed charts to your class teacher.</p> <p>3ML – <a href="mailto:mlucas@chesswood.w-sussex.sch.uk">mlucas@chesswood.w-sussex.sch.uk</a>  3LB – <a href="mailto:lbagnall@chesswood.w-sussex.sch.uk">lbagnall@chesswood.w-sussex.sch.uk</a>  3HG – <a href="mailto:lhoward@chesswood.w-sussex.sch.uk">lhoward@chesswood.w-sussex.sch.uk</a>  3PB – <a href="mailto:pbarnard@chesswood.w-sussex.sch.uk">pbarnard@chesswood.w-sussex.sch.uk</a>  3DH – <a href="mailto:dharney@chesswood.w-sussex.sch.uk">dharney@chesswood.w-sussex.sch.uk</a></p>	<a href="#">Lesson Slides</a> <a href="#">Click here to watch a video of today’s task.</a> <a href="#">Knowledge Organiser – We are Air Quality Monitoring Officers</a> <a href="#">Car Exhaust Sock Experiment</a> <a href="#">Data organisation and Tallying</a> <a href="#">Traffic Survey Tally Chart activity – Assessment Task</a> <a href="#">Traffic Survey video</a>	20



<p>Computing</p>	<p>This week, we will be learning to code a space game!</p> <p>We will need to design our character, code the controls to move it and make sure we do not fly off the screen!</p> <p>Click on the link and look for this image:</p>  <p>When you find it, click on it to start coding.</p> <p>Remember to test and debug your code as you go.</p>	<p>Click on the image to start coding</p> 	<p>20</p>
------------------	--	---	-----------

Keep track of the house points you earn each day, collect and record these yourselves, we trust you to be honest!

Remember to let your teachers know what you have done – email photos or videos.