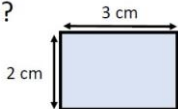
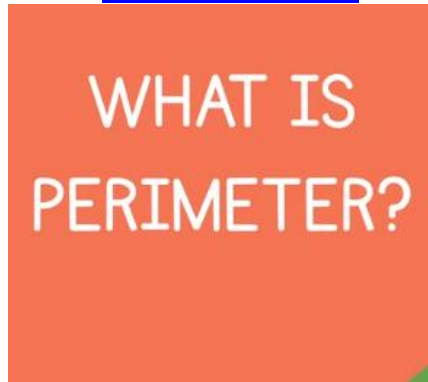




Subject	Activity	Resources/Links	House Points
Maths	Starter board: Answer the questions using a written method (10 mins)	Click here to view today's Starter Board and answers Click here to find helpful video tutorials if you're struggling with today's questions Click here to view the school calculation progression to help you if needed	15
	Turbo Maths: Click here for a burst of Turbo Maths fun!	Click here for a burst of Turbo Maths fun!	5
	Task: What is perimeter? Click here to find a helpful video on today's learning - look for the video with the same title as the task Watch the video guidance to support you as you work through the lesson using the activities which can be found beside the video on the right-hand side. Today's activity: How many different perimeters can you make using 3 of Annie's tiles?  What is the longest possible perimeter? What is the shortest? What if you used 4 tiles? Print a ruler and lined paper if you need to. It will be easier on lined paper. Try and answer all of the questions and then check using the answers.	Video: What is perimeter?  Click here to view slides from today's video Click here to view today's activity & answers Click here to print squared paper if you need it Click here to print a ruler if you need one Click here to view our support for Maths at home if you need some help. Click here for a selection of useful websites and links for Maths.	20



Chesswood Junior School – Daily Learning – Year 3 – 03.03.21



	<p>Tip: Pause the video while you work so you don't miss the next part! You can also play the video more than once and rewind it if you miss part or want to hear a small part multiple times until you fully understand.</p> <p>Go the extra mile by reasoning at least 3 of your answers!</p>		
	<p>Reasoning: Fancy an extra challenge? Try these reasoning challenges!</p>	Click here for today's reasoning activity	10
	<p>IXL: Year 3: V.1 Perimeter V.2 Perimeter - word problems</p> <p>Please make sure you have logged in before you start attempting tasks!</p> <p>If you are stuck please try Year 2: N.1 Name the two-dimensional shape</p> <p>N.2 Select two-dimensional shapes</p> <p>If you are really stuck, please try Year 1: W.1 Name the two-dimensional shape</p> <p>W.7 Count sides and corners W.8 Compare sides and corners</p>	<p>Click here to visit Year 3 IXL</p> <p>Click here to visit Year 2 IXL</p> <p>Click here to visit Year 1 IXL</p>	10
	<p>Numbots: If your teacher has told you to play Numbots, please play Numbots for 10 minutes.</p> <p>Please make sure you have logged in before you start attempting tasks!</p>	Click here to visit the Numbots website	10
	<p>TT Rock Stars: Play Garage ten times: <i>Can you keep your accuracy above 90% while answering questions as quickly as you can?</i></p> <p>Please make sure you have logged in before you start attempting tasks!</p>	Click here to visit the TT Rock Stars website	10
Reading	<p>Reading for pleasure: Read your reading book for 30 minutes. Take the AR quiz when finished – remember to look back in the book to help you!</p>	Click here to visit the AR website so you take your quiz!	20
	<p>Guided reading task: Discuss words and phrases that capture my imagination. In today's task you will be looking at extracts taken from a documentary. You will be identifying the vocabulary in the text that helps you build up a picture of what is happening, in your mind. You will then write why you have chosen these descriptive words or phrases.</p>	<p>Lesson Slides</p> <p>Question sheet</p>	20
Writing	<p>Nasty writing: Emotive Language</p>	<p>Nasty Writing Activities</p> <p>Click here to watch a video of today's task.</p>	10



Chesswood Junior School – Daily Learning – Year 3 – 03.03.21



	<p>ASSESSED PIECE OF WORK</p> <p>Weekly Task: (45 mins daily)</p> <p>Today we will read two examples of persuasive letters written by children. Your task is to read both letters, decide which one you believe is written the best then justify your opinion using features from the checklist to explain why.</p> <p>One you have listed your reasons to justify your opinion Using as many features from the checklist as you can) send a photo of your completed work to your teacher for assessment.</p> <p>3ML – mlucas@chesswood.w-sussex.sch.uk 3LB – lbagnall@chesswood.w-sussex.sch.uk 3HG – lhoward@chesswood.w-sussex.sch.uk 3PB – pbarnard@chesswood.w-sussex.sch.uk 3DH – dharney@chesswood.w-sussex.sch.uk</p>	<p>Lesson Slides</p> <p>Click here to watch a video of today's task.</p> <p>Persuasive letter Example 1</p> <p>Persuasive letter Example 2</p>	20
	<p>Turbo SPAG: Writing a letter using emotive language, direct address and repetition.</p> <p>Watch the videos and complete at least activity one, feel free to complete more activities (further down the page) if you have time!</p>	<p>Turbo Spag Task</p>	10
	<p>Handwriting: Write your spelling words out 3-5 times each in your neatest, joined up handwriting. Focus on using leading in strokes, the size of your letters with your ascenders being taller than the lowercase letters and descenders going underneath the line. (10 mins)</p>	<p>Additional handwriting support resources</p>	10
	<p>Spellings: (15 mins) Choose the same two levels as you were practicing last week.</p> <p>Introduction of your new spelling rules – prefixes.</p> <p>Work through the Lesson slides to find out the words which fall into this category and how you use them. Check your understanding of each word before completing the activity: Sorting the prefixes into groups.</p> <p>For those children using High Frequency words – choose the Look, Say, Cover, Write check sheet instead.</p> <p><i>Test: 16/03/21</i></p>	<p>Additional spelling support resources</p> <p>Lesson Slides New Spelling Rule</p> <p>What is a prefix?</p> <p>Activity 1: Sorting prefixes</p> <p>High Frequency Words Activity Look, Say, Cover, Write, Check.</p>	15



Chesswood Junior School – Daily Learning – Year 3 – 03.03.21



• Practice spellings using a method I use in class. *Tick once I can spell a word.*

Bronze		Silver		Gold		Platinum	
remember	Tick	straight	Tick	possible	Tick	peculiar	Tick
length	Tick	strange	Tick	position	Tick	favourite	Tick
thought	Tick	strength	Tick	refresh	Tick	reappear	Tick
redo	Tick	antiseptic	Tick	submarine	Tick	submerge	Tick
subheading	Tick	intercity	Tick	supermarket	Tick	international	Tick
superman	Tick	autograph	Tick	antisocial	Tick	autobiography	Tick

Spring 2
Weeks 8 and 9
High Frequency
words

was
what
do
get
if
you

IXL: Year 3 English – Focus on A.5, B.1
If you have completed these already master 3 new skills that you have not yet completed.
(15 mins)
Please make sure you have logged in before you start attempting tasks!

[Click here to visit the English IXL website.](#)

10

PSHE

Watch **Newsround** to keep up with current affairs. (5 mins)

[Click here to view the latest Newsround.](#)

10

French

Log in to practice on Duolingo. Try to earn 10 XP today. Lots of house points to be earned for super French language learning.
Please make sure you have logged in before you start attempting tasks!
(10 mins)

[Click here to visit the Duolingo website for schools.](#)

10

Science

This lesson will be on Thursday - ASSESSED PIECE OF WORK

RE

RE will commence from Week 10



Chesswood Junior School – Daily Learning – Year 3 – 03.03.21



DT	<i>This lesson will be on Thursday</i>		
Geography	<i>This lesson was on Tuesday</i>		
PE	<p>10:55-11:30am – check on Teams for your invite – Exercise session with Mr Quick and Mr Haggart.</p> <p>For our sessions you will need the following:</p> <ul style="list-style-type: none"> • A rolled-up pair of socks or a small ball (tennis ball) • A cushion or larger ball (such as a football/netball/rugby/basketball) • 2 x tins of food or small hand weights <p>(If you haven't got any of the above handy don't worry - just join in anyway!) and</p> <p>Some space - it doesn't need to be a big space about 2 or 3m long and wide enough to move your arms and legs about.</p> <p>Some of the activities will be fitness-based and others will be around co-ordination and skill.</p> <p>The action will start at 11am but we want you to be ready at 10:55 so we can say hello to you all.</p> <p>There are new county wide challenges for all children to compete. There are 4 challenges a week to take part in. These are available here: https://www.activesussex.org/virtual/</p>	<p>Click here to view the PE Support at Home page – this has lots of other tips for PE activities at home.</p> <p>Click here to view PE knowledge organisers.</p> <p>You have been sent a Teams invite for the event – accept the Teams invite to take part in the live PE session.</p> <p>Click here for a taster!</p>	20
Music	<p>David Walliams Marvellous Musical Podcast – Free Choice!</p> <p>What's both MARVELLOUS and MUSICAL? David Walliams's Marvellous Musical Podcast, that's what. You might well have heard of Mozart – and you've definitely heard his music but did you know that Beethoven was so scruffy he was once arrested for being a tramp?</p> <p>Today we would like you to listen to a podcast episode of your choosing. You may well have already listened to Episode 7: Beethoven during week 6 of home</p>	<p>David Walliams Marvellous Musical Podcast</p> <p>Episode 1 Quizzes Clever Clogs Quiz Super Brainiac Quiz</p> <p>Episode 2 Quiz Clever Clogs Quiz</p> <p>Episode 3 Quizzes Clever Clogs Quiz Super Brainiac Quiz</p>	20



Chesswood Junior School – Daily Learning – Year 3 – 03.03.21



learning. Click on the link to the right then scroll down the screen to find one you would like to try. Here is the episode listing:

Episode 1 – Wolfgang Amadeus Mozart

Episode 2 – The Liszt Factor

Episode 3 – It takes one to (pia)no one

Episode 4 – Staying Alive with Ethel Smyth

Episode 5 – Ballet

Episode 6 – Maverick Musicians

Episode 7 – Beethoven

Episode 8 – The Greatest Schumann

Episode 9 – Weird Instruments

Episode 10 – John Williams and the Chamber of Star Wars

Once you have finished listening to an episode of your choosing, complete the classroom quizzes to test your knowledge and understanding. Some of the episodes have 1 quiz, whilst some have 2. If you've picked an episode with 2 quizzes, try the Clever Clogs quiz first, then try the Super Brainiac quiz for an even harder challenge!

Episode 4 Quiz

[Super Brainiac Quiz](#)

Episode 5 Quiz

[Clever Clogs Quiz](#)

Episode 6 Quizzes

[Clever Clogs Quiz](#)

[Super Brainiac Quiz](#)

Episode 7 Quiz

[Super Brainiac Quiz](#)

Episode 8 Quiz

[Clever Clogs Quiz](#)

Episode 9 Quizzes



[Clever Clogs Quiz](#)

[Super Brainiac Quiz](#)

Episode 10 Quiz

[Super Brainiac Quiz](#)



<p>Computing</p>	<p>This week, we will be learning to code a space game!</p> <p>We will need to design our character, code the controls to move it and make sure we do not fly off the screen!</p> <p>Click on the link and look for this image:</p>  <p>When you find it, click on it to start coding.</p> <p>Remember to test and debug your code as you go.</p>	<p>Click on the image to start coding</p> 	<p>20</p>
------------------	--	---	-----------

Keep track of the house points you earn each day, collect and record these yourselves, we trust you to be honest!

Remember to let your teachers know what you have done – email photos or videos.