



Subject	Activity	Resources/Links	House Points	Tick √
Maths	<p>Written methods: Reason answers and self-mark after completion. (10 mins) Tutorial videos if needed: https://www.chesswood.w-sussex.sch.uk/page/?title=Written+Division&pid=340</p>	<p>01.03.21 – Written methods PDF Calculation progression: https://www.chesswood.w-sussex.sch.uk/attachments/download.asp?file=3586&type=pdf</p>	15	
	<p>Task: Lesson 4: Area of a triangle (2) (30-45 mins) <i>Please find the PowerPoint, video, activity booklet + answers and a greater depth (GDS) extension on the Year 6 Daily Learning page, resources can be found by scrolling down past the daily learning page image!</i></p> <p>Watch the interactive PowerPoint and/or video guidance to support you as you work through the lesson using the activity booklet. <i>Please note, page one is fluency so if you find it too easy, only complete page two of the activity booklet and then have a go at the 'Maths GDS Extension' questions.</i></p> <p>Once you have completed the questions in the activity booklet, use the answers booklet to self-mark. <i>Try to reason every question.</i></p>	<p>Video: https://vimeo.com/507597205 PowerPoint: https://chesswood-my.sharepoint.com/:p/g/person/mhills_chesswood_w-sussex_sch_uk/Ef-7geA-Hr1Gs42BTod86yIBlQT0v5SMYQXrhf_TSM0CsQ?e=422CJy 04.03.21 – Maths Activity PDF 04.03.21 – Maths Answers PDF 01.03.21 – Maths GDS Extension – one page per day + answers.</p> <p>Maths support at home: https://www.chesswood.w-sussex.sch.uk/page/?title=Maths+Support+at+Home&pid=335</p> <p>Useful websites and links: https://www.chesswood.w-sussex.sch.uk/page/?title=Maths&pid=100</p>	20	
	<p>Turbo Maths: BBC Bitesize – Using scale factors (10 mins)</p>	<p>https://www.bbc.co.uk/bitesize/articles/z2vm8hv</p>	10	
Reading	<p>Reading for pleasure: Read your reading book for 30-45 minutes. Take the AR quiz when finished – remember to look back in the book to help you!</p>	<p>http://ar.chesswood.org.uk</p>	20	
	<p>Guided Reading Task: (20 min)</p> <ul style="list-style-type: none"> Open the Guided Reading lesson slides to do this task. Watch Mrs Johnson's Guided Reading Task video to help What can we do to help us understand new words when we are reading? Pause to watch the BBC Bitesize clip Work through the lesson with Mrs Johnson and then have a go at answering the questions yourself! You can mark your answers when you've finished. <p>Reading Comprehension: Complete the Reading Comprehension and self-mark using the answers provided. (20 mins) Extension: Look at the reading activity grid and choose an activity that interests you.</p>	<p>Guided Reading Lesson Slides PDF</p> <p>BBC Bitesize clip: https://www.bbc.co.uk/bitesize/articles/z4ms6g8</p> <p>Mrs Johnson's Guided Reading Task video: https://youtu.be/7R-bTxej_DM</p> <p>Guided Reading Text, Questions and Answers PDF</p> <p>Reading Comprehension PDF</p> <p>Reading Activity Grid PDF</p>	20	



Writing

NEW TO YEAR 6: POEM OF THE DAY!

- Watch and listen to the Poem of the Day with Mrs Johnson!

Task:

- Today, you are going to proofread and edit your drafted persuasive writing from yesterday!
- Watch **Mrs Johnson’s Writing Video** to help!
- Make sure you do the **Nasty Writing** task first!
- Look at the **Proofreading and Editing Checklist** to help.

- **Grammar and Punctuation – Nasty Writing:** Complete the Nasty Writing task on **power of three. (10mins)**

Turbo GPS: RECAP: Watch the BBC bitesize video on **editing/redrafting**. Then, scroll down and try **Activity 3!** (10 mins)

Spelling: (15 mins) Use a spelling strategy you have learned in class to practise the spellings from your homework sheet/below. Ask a member of your family to test you – keep practising any you get wrong until you are confident that you know them all. Get re-tested when possible.

	Bronze		Silver		Gold		Platinum	
Statutory Words List	<i>rhythm</i>	Tick	<i>queue</i>	Tick	<i>interrupt</i>	Tick	<i>pronunciation</i>	Tick
	<i>relevant</i>	Tick	<i>sacrifice</i>	Tick	<i>necessary</i>	Tick	<i>restaurant</i>	Tick
	<i>shoulder</i>	Tick	<i>signature</i>	Tick				
Class Spellings	<i>possible</i>	Tick	<i>comfortable</i>	Tick	<i>horrible</i>	Tick	<i>reasonable</i>	Tick
	<i>incredible</i>	Tick	<i>adorable</i>	Tick	<i>understandable</i>	Tick	<i>changeable</i>	Tick
	<i>forcible</i>	Tick	<i>terrible</i>	Tick				

Poem of the Day video:

<https://youtu.be/-D-jnP1tSh8>

Mrs Johnson’s Writing Intro video:

https://youtu.be/XcUi_D9LdRQ

Proofreading and Editing Checklist

Additional writing support resources:

<https://www.chesswood.w-sussex.sch.uk/page/?title=Writing&pid=59>

Nasty Writing PDF

20

Turbo GPS video:

<https://www.bbc.co.uk/bitesize/articles/zmbr47h>

10

Additional spelling support resources:

<https://www.chesswood.w-sussex.sch.uk/page/?title=Spelling+Practice+Years+5+and+6&pid=65>

15

Science

We are continuing looking at the animal kingdom but this week we are exploring how we separate animals in to the five kingdom groups.

These tasks have some great opportunities for discussion so why not try to complete with a friend on loudspeaker or (with permission from parents) use a video chat to work together online.

You have four sections of the sheet to complete and a [video](#) on ecosystems to help explain the kingdoms clearly.

Spring 2 Lesson 2 Worksheet pdf
Spring 2 Lesson 2 pdf

20

PE

Specsavers ‘Virtual’ Sussex School Games 2021 –

Practice and improve and log your best scores on www.sussexschoolgames.co.uk by midday 12pm on Friday 5 March Good luck!

[Specsavers 'Virtual' Sussex School Games 2021 - Active Sussex](#)

THE WINTER GAMES


Join in from 1 Feb - 26 Feb
www.sussexschoolgames.co.uk






20



Chesswood Junior School – Daily Learning – Year 6 – 04.03.2021




	<p>Gymnastics Challenges Year 5/6: https://youtu.be/ACDrLqxFav8 Please send your entries to: sport@chesswood.w-sussex.sch.uk</p>		20	
PSHE	<p>Watch Newsround to keep up with current affairs. (5 mins)</p> <p>Try this meditation and relaxation activity to help relax your mind and body. You could do this first thing to get ready for the day, during the day when you need a brain break or to refocus. These work really well to clear your mind before bed. Aim to do this 6-minute activity at least 3 times this week and see how your breathing and focus improves each time.</p> <p>Try this relaxing music to help you when you are working, after your meditation session or before you drift off to sleep. As you listen to it try slowing your breathing down. Try imagining that you are smelling a flower or something delicious you have just baked. Inhale (breathe in) deeply for a count of 3 seconds through your nose and then exhale (breathe out) for a count of 4 seconds. As you do this you could place your hand on your chest and feel as your chest rises with the intake of air and falls as the air escapes from your mouth. Concentrate on how it feels as you breathe in and out.</p> <p>Mindfulness activity: How many sounds can you hear outdoors? Open a window, sit in your garden or visit the park or beach when you head out for your daily exercise. Listen for a few minutes and see how many sounds you can hear. Afterwards, write down all the sounds you can remember – can you sort them in to natural and man-made sounds? Look at your list – can you imagine these sounds and hear them again? You could repeat this activity and compare the different sounds you hear outdoors in the morning, at lunch and before bed.</p>	<p>https://www.bbc.co.uk/newsround/news/watch_newsround</p> <p>https://www.youtube.com/watch?v=hh58j2Yw6dg</p> <p>https://www.youtube.com/watch?v=t9hpS3HbpDc</p>	10 10 10	
Geography	<p>For this half term you will be exploring settlements.</p> <p>You now know what types of environments and factors make a successful settlement and now we are going to add to that. In this lesson you will explore how we classify different types of settlements. For example, why is Portsmouth a city but Worthing is not? What services do settlements of different sizes have? School, doctor, hospital?</p> <p>Complete the worksheet using the lesson pdf and the link to Settlement Hierarchy</p>	<p>Lesson two pdf Lesson two worksheet pdf</p>	20	
French	<p>Log in to practice on Duolingo. Try to earn 10 XP today. (10 mins)</p>	<p>https://schools.duolingo.com/</p>	10	
DT	<p>Put your engineer hat on and get ready to construct a masterpiece! This grid has 6 different activity ideas for you to choose from. They take a lot of patience and some planning/resourcing, so take your time and have fun when making!</p> <p style="text-align: center;">Plan-Make-Evaluate</p> <p>Go the extra mile by evaluating your final product, would you do anything differently next time to make the process easier or to make the final piece more functional? Is</p>	<p>18.01.21 – We are Engineers Lockdown Learning Tasks PDF</p> 	30	

	<p>it aesthetically pleasing to look at? If not, could it be? Could you write a how-to-guide so someone else could make one too? Good luck! <i>Please send photos to us!</i></p> <p>Now that you have made a delicious stir-fry in year 6, why not try another cooking task of your choice? There are 5 recipes to choose from or you could find your own online/using a recipe book from home.</p> <p>If you find your own recipe, perhaps you could write the ingredients list and method and send it to your teacher so that others could try it at home too.</p> <p><i>Be sure to use your cookery skills to stay safe and send photos to your teacher of you making it and of the finishing product if you can.</i></p> <p>Watch a clip from the BBC series: The Secret Life of Our Favourite Dishes – ‘From the true colour of carrots to how to spot the difference between kinds of cows, why onions make us cry to the magic behind growing straight cucumbers, Stefan Gates reveals where our food comes from and how it is made.’</p>	<p>DT Cooking Tasks PDF</p>  <p>The Secret Life of Our Favourite Dishes - BBC Teach</p> 	<p>30</p>
<p>Computing</p>	<p>WEEK 8 MakeCode Unit: Learn to make a platformer</p> <p>Lesson 2: Camera and tiles Key Vocab: spawn, overlaps, acceleration.</p> <ul style="list-style-type: none"> • Get your camera to follow your sprite • Set a starting position for your sprite • Add some danger to the game! • Add a way to win or lose the game <p>https://arcade.makecode.com/--skillmap</p> <p>In this tutorial, you'll create a way to win or lose our platformer game.</p>	<p>22.02.21 – Computing - Week 7 Onwards - Learn to create a platformer Grid 22.02.21 - Computing - Week 7 Onwards - Learn to create a platformer flip PDF https://arcade.makecode.com/--skillmap</p> 	<p>20</p>
<p>Art</p>	<p>WEEK 8 Understanding of the Scherenschnitte method WALT: understand the process of Scherenschnitte cutting</p> <p>Remind yourself of the Scherenschnitte by re-reading your fact sheet and looking at the examples. Task one – watch video and read method sheet https://www.youtube.com/watch?v=7OWhRPWrrB0 (video) https://www.instructables.com/id/A-Beginners-Guide-to-Paper-Cutting/ (method sheet)</p> <p>Task 2 – create your own flow chart or concept map using the video, method</p>	<p>https://www.youtube.com/watch?v=7OWhRPWrrB0 (video) https://www.instructables.com/id/A-Beginners-Guide-to-Paper-Cutting/ (method sheet)</p> <p>PDF week 8 task 2 example 21.02.22 - Year 6 Art - Spring 2 - Scherenschnitte - Home learners – flip PDF</p>  	<p>30</p>



Chesswood Junior School – Daily Learning – Year 6 – 04.03.2021



	<p>sheet and teacher example provided to demonstrate your understanding of the step-by-step method to achieving Scherenschnitte.</p> <p>Resources – see PDF week 8 task 2 example</p>	<p>21.02.22 - Year 6 - Spring 2 - Art - Scherenschnitte Grid</p> 		
--	---	--	--	--

Keep track of the house points you earn each day, collect and record these yourselves, we trust you to be honest!