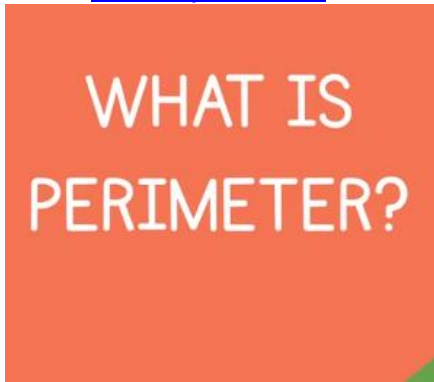




Subject	Activity	Resources/Links	House Points
Maths	Starter board: Answer the questions using a written method (10 mins)	Click here to view today's Starter Board and answers Click here to find helpful video tutorials if you're struggling with today's questions Click here to view the school calculation progression to help you if needed	15
	Turbo Maths: Click here for a burst of Turbo Maths fun!	Click here for a burst of Turbo Maths fun!	5
	Task: What is perimeter? Click here to find a helpful video on today's learning - look for the video with the same title as the task Watch the video guidance to support you as you work through the lesson using the activities which can be found beside the video on the right-hand side. Tip: Pause the video while you work so you don't miss the next part! You can also play the video more than once and rewind it if you miss part or want to hear a small part multiple times until you fully understand. <ul style="list-style-type: none"> Today's answers may be different depending on how the sheet is printed. The important lesson to take from today is this: To find the perimeter, measure all of the sides of a shape and then add them together. Remember to write what unit you are measuring in – mm, cm or m. Go the extra mile by reasoning at least 3 of your answers!	Video: What is perimeter?  Click here to view today's activity Click here to view today's answers Click here to view our support for Maths at home if you need some help. Click here for a selection of useful websites and links for Maths. Click here for feedback on Monday's maths assessment	20
	Reasoning: Fancy an extra challenge? Try these reasoning challenges!	Click here for today's reasoning activity	10
	IXL: Year 3: V.1 Perimeter V.2 Perimeter - word problems	Click here to visit Year 3 IXL	10



Chesswood Junior School – Daily Learning – Year 3 – 04.03.21



	<p>Please make sure you have logged in before you start attempting tasks!</p> <p>If you are stuck please try Year 2:</p> <p>N.1 Name the two-dimensional shape</p> <p>N.2 Select two-dimensional shapes</p> <p>If you are really stuck, please try Year 1: W.1 Name the two-dimensional shape</p> <p>W.7 Count sides and corners W.8 Compare sides and corners</p>	<p>Click here to visit Year 2 IXL</p> <p>Click here to visit Year 1 IXL</p>	
	<p>Numbots: If your teacher has told you to play Numbots, please play Numbots for 10 minutes.</p> <p>Please make sure you have logged in before you start attempting tasks!</p>	<p>Click here to visit the Numbots website</p>	10
	<p>TT Rock Stars: Play Garage ten times: <i>Good luck focussing on the times tables chosen for you by your teacher – if you are finding them too easy, or too difficult, let your teacher know by email so they can change these for you.</i></p> <p>Please make sure you have logged in before you start attempting tasks!</p>	<p>Click here to visit the TT Rock Stars website</p>	10
Reading	<p>Reading for pleasure: Read your reading book for 30 minutes. Take the AR quiz when finished – remember to look back in the book to help you!</p>	<p>Click here to visit the AR website so you take your quiz!</p>	20
	<p>World Book Day 2021!</p> <p>Today is a very exciting day! It's World Book Day! You may already have watched some of the story videos on the Year 3 Story Corner page – if you haven't you can check these out by clicking the link on the right.</p> <p>We also have some brand-new stories for you as told by the Year 3 teachers! We hope you have an amazing day and love our stories!</p>	<p>Click here to visit the Year 3 Story Corner</p> <p>Click below to view new stories, especially recorded for you to enjoy today!</p> <p>The Cat in the Hat with Mrs Lucas</p> <p>Gobolino the Witch's Cat with Ms Bagnall</p> <p>It Was a Dark and Stormy Night Part 1 with Mr Gilbert Part 2 Part 3</p> <p>Leon and the Place Between with Miss Howard</p> <p>The Twits Part 1 with Mr Barnard Part 2</p> <p>Square and I Want My Hat Back with Mr Harney</p> <p>Oi Frog! With Mr Baker</p>	10 per video watched



Chesswood Junior School – Daily Learning – Year 3 – 04.03.21



		Have You Filled a Bucket Today? with Miss Riza The Squirrels who Squabbled with Miss Haynes	
Writing	Nasty writing: Fronted Adverbial	Nasty Writing Activities Click here to watch a video of today's task.	10
	Weekly Task: (45 mins daily) Today you will draft your persuasive letter to the United Nations stating why girls should be allowed to go to school. You will need the plan that you completed on Tuesday to be able to complete the task. We will focus on the introduction and the first paragraph.	Lesson Slides Click here to watch a video of today's task. Persuasive writing Checklist	20
	Turbo SPAG: What is a Fronted Adverbial? Watch the videos and complete at least activity one, feel free to complete more activities (further down the page) if you have time!	Turbo Spag Task	10
	Handwriting: Write your spelling words out 3-5 times each in your neatest, joined up handwriting. Focus on using leading in strokes, the size of your letters with your ascenders being taller than the lowercase letters and descenders going underneath the line. (10 mins)	Additional handwriting support resources	10
	Spellings: (15 mins) Choose the same two levels as you were practicing last week. New spelling rule – prefixes. Follow the Lesson slides to check your knowledge of prefixes then complete the activity relevant to your chosen spelling words. <i>Test: 16/03/21</i>	Additional spelling support resources Lesson Slides High Frequency activity Insert the missing words 1 chilli Activity: Match the spelling word to the correct definition 2 chilli Activity: Match the spelling word to the correct definition 3 chilli Activity: Write a definition for your spelling words	15



Chesswood Junior School – Daily Learning – Year 3 – 04.03.21



	<div><div><div><div><div>• Practice spellings using a method I use in class. <i>Tick once I can spell a word.</i></div></div><table><thead><tr><th colspan="2">Bronze</th><th colspan="2">Silver</th><th colspan="2">Gold</th><th colspan="2">Platinum</th></tr></thead><tbody><tr><td>remember</td><td>Tick</td><td>straight</td><td>Tick</td><td>possible</td><td>Tick</td><td>peculiar</td><td>Tick</td></tr><tr><td>length</td><td>Tick</td><td>strange</td><td>Tick</td><td>position</td><td>Tick</td><td>favourite</td><td>Tick</td></tr><tr><td>thought</td><td>Tick</td><td>strength</td><td>Tick</td><td>refresh</td><td>Tick</td><td>reappear</td><td>Tick</td></tr><tr><td>redo</td><td>Tick</td><td>antiseptic</td><td>Tick</td><td>submarine</td><td>Tick</td><td>submerge</td><td>Tick</td></tr><tr><td>subheading</td><td>Tick</td><td>intercity</td><td>Tick</td><td>supermarket</td><td>Tick</td><td>international</td><td>Tick</td></tr><tr><td>superman</td><td>Tick</td><td>autograph</td><td>Tick</td><td>antisocial</td><td>Tick</td><td>autobiography</td><td>Tick</td></tr></tbody></table><div><div>get</div><div>if</div><div>you</div></div></div></div></div>	Bronze		Silver		Gold		Platinum		remember	Tick	straight	Tick	possible	Tick	peculiar	Tick	length	Tick	strange	Tick	position	Tick	favourite	Tick	thought	Tick	strength	Tick	refresh	Tick	reappear	Tick	redo	Tick	antiseptic	Tick	submarine	Tick	submerge	Tick	subheading	Tick	intercity	Tick	supermarket	Tick	international	Tick	superman	Tick	autograph	Tick	antisocial	Tick	autobiography	Tick		
	Bronze		Silver		Gold		Platinum																																																				
remember	Tick	straight	Tick	possible	Tick	peculiar	Tick																																																				
length	Tick	strange	Tick	position	Tick	favourite	Tick																																																				
thought	Tick	strength	Tick	refresh	Tick	reappear	Tick																																																				
redo	Tick	antiseptic	Tick	submarine	Tick	submerge	Tick																																																				
subheading	Tick	intercity	Tick	supermarket	Tick	international	Tick																																																				
superman	Tick	autograph	Tick	antisocial	Tick	autobiography	Tick																																																				
	<div>IXL: Year 3 English – Focus on B.2, B.3</div> <div>If you have completed these already master 3 new skills that you have not yet completed.</div> <div>(15 mins)</div> <div>Please make sure you have logged in before you start attempting tasks!</div>	<div>Click here to visit the English IXL website.</div>	10																																																								
PSHE	<div>Watch Newsround to keep up with current affairs. (5 mins)</div>	<div>Click here to view the latest Newsround.</div>	10																																																								
French	<div>Log in to practice on Duolingo. Try to earn 10 XP today. Lots of house points to be earned for super French language learning.</div> <div>Please make sure you have logged in before you start attempting tasks!</div> <div>(10 mins)</div>	<div>Click here to visit the Duolingo website for schools.</div>	10																																																								
Science	<div>ASSESSED PIECE OF WORK</div> <div>Today, we are going to look at the pollination process.</div> <div>After watching the video, we will look at the stages of pollination using the pollination guide and knowledge organiser. Then we will write in our own words what happens during the pollination process.</div>	<div>Click here to view the knowledge organiser for plants</div> <div>Click here to watch a video about pollination</div> <div>Click here for the pollination process guide</div> <div>Click here to play the pollination process game</div>	20																																																								





Chesswood Junior School – Daily Learning – Year 3 – 04.03.21



	<p>We will then play a game looking at the stages of pollination. Click on</p> <p>Then, we will check our knowledge organiser to see if there is anything we have missed.</p> <p>Finally, we will complete our science assessment online.</p>	<p>Click here for a paper version of the pollination game</p> <p>Click here for the science assessment</p> <p>Click here to view the feedback video from last lesson</p>	
RE	<i>RE will commence from Week 10</i>		
DT	<p>Today we will plan how to build a strong structure.</p> <p>We will look at our design brief, consider which joins would be best to use practicing some if we need to check! If you do, then this is where you will need the straws! Then complete a planning sheet to show what we hope our tower will look like and a explain how it will be made.</p>	<p>Lesson Slides</p> <p>Click here to watch a video of today's task.</p> <p>Art straw joins</p> <p>Planning sheet</p>	20
Geography	<i>This lesson was on Tuesday</i>		
PE	<p>There are new county wide challenges for all children to compete. There are 4 challenges a week to take part in. These are available here:</p> <p>https://www.activesussex.org/virtual/</p>	<p>Click here to view the PE Support at Home page – this has lots of other tips for PE activities at home.</p> <p>Click here to view PE knowledge organisers.</p>	20
Music	<i>This lesson was on Wednesday</i>		



<p>Computing</p>	<p>This week, we will be learning to code a space game!</p> <p>We will need to design our character, code the controls to move it and make sure we do not fly off the screen!</p> <p>Click on the link and look for this image:</p>  <p>When you find it, click on it to start coding.</p> <p>Remember to test and debug your code as you go.</p>	<p>Click on the image to start coding</p> 	<p>20</p>
------------------	--	---	-----------

Keep track of the house points you earn each day, collect and record these yourselves, we trust you to be honest!

Remember to let your teachers know what you have done – email photos or videos.