




Subject	Activity	Resources/Links	House Points
Maths	<b>Starter board:</b> Answer the questions using a written method (10 mins)	<a href="#">Click here to view today's Starter Board and answers</a>  <a href="#">Click here to find helpful video tutorials if you're struggling with today's questions</a>  <a href="#">Click here to view the school calculation progression to help you if needed</a>	15
	<b>Turbo Maths:</b> <a href="#">Click here for a burst of Turbo Maths fun!</a>	<a href="#">Click here for a burst of Turbo Maths fun!</a>	5
	<b>Task: Calculate perimeter</b> <a href="#">Click here to find a helpful video on today's learning - look for the video with the same title as the task</a>  Watch the video guidance to support you as you work through the lesson using the <b>activities</b> which can be found beside the video on the right-hand side.  <b>Tip:</b> Pause the video while you work so you don't miss the next part! You can also play the video more than once and rewind it if you miss part or want to hear a small part multiple times until you fully understand.  <b>Go the extra mile by reasoning at least 3 of your answers!</b>	<b>Video:</b> <a href="#">Calculate perimeter</a>   <a href="#">Click here to view the slides from today's video</a>  <a href="#">Click here to view today's activity</a>  <a href="#">Click here to view today's answers</a>  <a href="#">Click here to view our support for Maths at home if you need some help.</a>  <a href="#">Click here for a selection of useful websites and links for Maths.</a>	20
	<b>Reasoning:</b> Fancy an extra challenge? Try these reasoning challenges!	<a href="#">Click here for today's reasoning activity</a>	10



# Chesswood Junior School – Daily Learning – Year 3 – 05.03.21



	<p><b>IXL: Year 3: V.1</b> Perimeter <b>V.2</b> Perimeter - word problems</p> <p><b>Please make sure you have logged in before you start attempting tasks!</b></p> <p><b>If you are stuck please try Year 2:</b></p> <p><b>N.1</b> Name the two-dimensional shape</p> <p><b>N.2</b> Select two-dimensional shapes</p> <p><b>If you are really stuck, please try Year 1: W.1</b> Name the two-dimensional shape</p> <p><b>W.7</b> Count sides and corners <b>W.8</b> Compare sides and corners</p>	<p><a href="#">Click here to visit Year 3 IXL</a></p> <p><a href="#">Click here to visit Year 2 IXL</a></p> <p><a href="#">Click here to visit Year 1 IXL</a></p>	10
	<p><b>Numbots:</b> If your teacher has told you to play Numbots, please play Numbots for 10 minutes.</p> <p><b>Please make sure you have logged in before you start attempting tasks!</b></p>	<a href="#">Click here to visit the Numbots website</a>	10
	<p><b>TT Rock Stars:</b> Play <b>Studio</b> ten times: <i>Can you keep your accuracy above 90% while answering questions as quickly as you can?</i></p> <p><b>Please make sure you have logged in before you start attempting tasks!</b></p>	<a href="#">Click here to visit the TT Rock Stars website</a>	10
Reading	<p><b>Reading for pleasure:</b> Read your reading book for <b>30 minutes</b>. Take the AR quiz when finished – remember to look back in the book to help you!</p>	<a href="#">Click here to visit the AR website so you take your quiz!</a>	20
	<p><b>World Book Day 2021!</b></p> <p><b>Yesterday was World Book Day! You may already have watched some of the story videos on the Year 3 Story Corner page – if you haven't you can check these out by clicking the link on the right.</b></p> <p><b>We also have some brand-new stories for you as told by the Year 3 teachers! We hope you love our stories!</b></p>	<p><a href="#">Click here to visit the Year 3 Story Corner</a></p> <p>Click below to view new stories, especially recorded for you to enjoy today!</p> <p><a href="#">The Cat in the Hat with Mrs Lucas</a></p> <p><a href="#">Gobolino the Witch's Cat with Ms Bagnall</a></p> <p><a href="#">It Was a Dark and Stormy Night Part 1 with Mr Gilbert</a>  <a href="#">Part 2</a>  <a href="#">Part 3</a></p> <p><a href="#">Leon and the Place Between with Miss Howard</a></p> <p><a href="#">The Twits Part 1 with Mr Barnard</a>  <a href="#">Part 2</a></p> <p><a href="#">Square and I Want My Hat Back with Mr Harney</a></p> <p><a href="#">Oi Frog! With Mr Baker</a></p>	10 per video watched



# Chesswood Junior School – Daily Learning – Year 3 – 05.03.21



		<a href="#">Have You Filled a Bucket Today? with Miss Riza</a> <a href="#">The Squirrels who Squabbled with Miss Haynes</a>	
Writing	<b>Nasty writing:</b> Expanded Noun Phrase	<a href="#">Nasty Writing Activities</a> <a href="#">Click here to watch a video of today's task.</a>	10
	<b>Weekly Task:</b> (45 mins daily)  Today you will continue to draft your persuasive letter to the United Nations stating why girls should be allowed to go to school. You will need the plan that you completed on Tuesday to be able to complete the task. We will focus on writing our arguments but feel free to continue writing to the end if you are able to do so.	<a href="#">Lesson Slides</a>  <a href="#">Click here to watch a video of today's task.</a>  <a href="#">Persuasive writing Checklist</a>	20
	<b>Turbo SPAG: What is an Expanded Noun Phrase?</b>  <b>Watch the videos and complete at least activity one,</b> feel free to complete more activities (further down the page) if you have time!	<a href="#">Turbo Spag Task</a>	10
	<b>Handwriting:</b> Write your spelling words out 3-5 times each in your neatest, joined up handwriting. Focus on using leading in strokes, the size of your letters with your ascenders being taller than the lowercase letters and descenders going underneath the line. (10 mins)	<a href="#">Additional handwriting support resources</a>	10
	<b>Spellings:</b> (15 mins) Choose the same two levels as you were practicing last week. Use <b>Look, Say, Cover, Write, Check</b> to practise your spellings.  <i>Test: 16/03/21</i>	<a href="#">Additional spelling support resources</a>  <a href="#">LSCWC Bronze and Silver</a>  <a href="#">LSCWC Silver and Gold</a>  <a href="#">LSCWC Gold and Platinum</a>  <a href="#">LSCWC High Frequency</a>	15



# Chesswood Junior School – Daily Learning – Year 3 – 05.03.21





	<div><div><div>• Practice spellings using a method I use in class. <i>Tick once I can spell a word.</i></div><table><thead><tr><th colspan="2">Bronze</th><th colspan="2">Silver</th><th colspan="2">Gold</th><th colspan="2">Platinum</th></tr></thead><tbody><tr><td>remember</td><td>Tick</td><td>straight</td><td>Tick</td><td>possible</td><td>Tick</td><td>peculiar</td><td>Tick</td></tr><tr><td>length</td><td>Tick</td><td>strange</td><td>Tick</td><td>position</td><td>Tick</td><td>favourite</td><td>Tick</td></tr><tr><td>thought</td><td>Tick</td><td>strength</td><td>Tick</td><td>refresh</td><td>Tick</td><td>reappear</td><td>Tick</td></tr><tr><td>redo</td><td>Tick</td><td>antiseptic</td><td>Tick</td><td>submarine</td><td>Tick</td><td>submerge</td><td>Tick</td></tr><tr><td>subheading</td><td>Tick</td><td>intercity</td><td>Tick</td><td>supermarket</td><td>Tick</td><td>international</td><td>Tick</td></tr><tr><td>superman</td><td>Tick</td><td>autograph</td><td>Tick</td><td>antisocial</td><td>Tick</td><td>autobiography</td><td>Tick</td></tr></tbody></table><div><div>Spring 2 Weeks 8 and 9 High Frequency words</div><div>was what do get if you</div></div></div></div>	Bronze		Silver		Gold		Platinum		remember	Tick	straight	Tick	possible	Tick	peculiar	Tick	length	Tick	strange	Tick	position	Tick	favourite	Tick	thought	Tick	strength	Tick	refresh	Tick	reappear	Tick	redo	Tick	antiseptic	Tick	submarine	Tick	submerge	Tick	subheading	Tick	intercity	Tick	supermarket	Tick	international	Tick	superman	Tick	autograph	Tick	antisocial	Tick	autobiography	Tick		
	Bronze		Silver		Gold		Platinum																																																				
remember	Tick	straight	Tick	possible	Tick	peculiar	Tick																																																				
length	Tick	strange	Tick	position	Tick	favourite	Tick																																																				
thought	Tick	strength	Tick	refresh	Tick	reappear	Tick																																																				
redo	Tick	antiseptic	Tick	submarine	Tick	submerge	Tick																																																				
subheading	Tick	intercity	Tick	supermarket	Tick	international	Tick																																																				
superman	Tick	autograph	Tick	antisocial	Tick	autobiography	Tick																																																				
	<p><b>IXL: Year 3 English – Focus on B.4, B.5</b></p> <p>If you have completed these already master 3 new skills that you have not yet completed.</p> <p>(15 mins)</p> <p><b>Please make sure you have logged in before you start attempting tasks!</b></p>	<p><a href="#">Click here to visit the English IXL website.</a></p>	10																																																								
PSHE	<p>Watch <b>Newsround</b> to keep up with current affairs. (5 mins)</p>	<p><a href="#">Click here to view the latest Newsround.</a></p>	10																																																								
French	<p>Log in to practice on Duolingo. Try to earn 10 XP today. Lots of house points to be earned for super French language learning.</p> <p><b>Please make sure you have logged in before you start attempting tasks!</b></p> <p>(10 mins)</p>	<p><a href="#">Click here to visit the Duolingo website for schools.</a></p>	10																																																								
Science	<p><i>This lesson was on Thursday</i></p>																																																										
RE	<p><i>RE will commence from Week 10</i></p>																																																										



# Chesswood Junior School – Daily Learning – Year 3 – 05.03.21



DT	<i>This lesson was on Thursday</i>		
Geography	<i>This lesson was on Tuesday</i>		
PE	<p>The Body Coach Workout – Joe Wicks is back with his fantastic, fun workouts, he'll have a live workout this morning at 9am. <a href="#">Check out his You Tube channel by clicking here.</a> (30 mins)</p> <p>There are new county wide challenges for all children to compete. There are 4 challenges a week to take part in. The deadline for submitting your highest score is midday on Friday each week. The activities are available here: <a href="https://www.activesussex.org/virtual/">https://www.activesussex.org/virtual/</a></p>	<p><a href="#">Click here to view the PE Support at Home page – this has lots of other tips for PE activities at home.</a></p> <p><a href="#">Click here to view PE knowledge organisers.</a></p>	20
Music	<i>This lesson was on Wednesday</i>		
Computing	<p>This week, we will be learning to code a space game!</p> <p>We will need to design our character, code the controls to move it and make sure we do not fly off the screen!</p> <p>Click on the link and look for this image:</p>  <p>1/5 Ship Design easy</p> <p>When you find it, click on it to start coding.</p> <p>Remember to test and debug your code as you go.</p>	<p>Click on the image to start coding</p>  <p>1/5 Ship Design easy</p>	20

Keep track of the house points you earn each day, collect and record these yourselves, we trust you to be honest!



# Chesswood Junior School – Daily Learning – Year 3 – 05.03.21



Remember to let your teachers know what you have done – email photos or videos.