








Week 11 - Lesson 1
(20mins)

<u>Spelling Mid Point Assessment</u>			
<u>Bronze</u>	<u>Silver</u>	<u>Gold</u>	<u>Platinum</u>
/6	/6	/6	/6

Week 11 - Lesson 2 (30mins)

WALT: find strategies that help us to learn to spell Year 3 words.

TICTACTOE		
<p>Story Time</p> 	<p>NLP (Neuro-linguistic programming)</p> 	<p>Silly sentences</p> 
<p>Pyramid power</p> 	<p>Look - Say - Cover - Write - Check</p>	<p>Chunking</p> <p>disappoint</p>
<p>Rainbow Words</p> 	<p>Mnemonics</p> 	<p>Surround words</p> 

Look, Say, Cover, Write and Check!

Tick the columns as you follow the instructions from left to right. Make sure you spell the words in the 'write' column. If you spell the word incorrectly, write it again in the correction column.

	Day 1	Day 2	Day 3	Day 4	Day 5
BRONZE					
through					
history					
difficult					
badly					
sadness					
playful					
SILVER					
probably					
question					
special					
<u>happily</u>					
hopeless					
careful					

Look, Say, Cover, Write and Check!

Tick the columns as you follow the instructions from left to right. Make sure you spell the words in the 'write' column. If you spell the word incorrectly, write it again in the correction column.

	Day 1	Day 2	Day 3	Day 4	Day 5
SILVER					
probably					
question					
special					
<u>happily</u>					
hopeless					
careful					
GOLD					
purpose					
therefore					
enjoyment					
happiness					
thoughtful					
penniless					

Look, Say, Cover, Write and Check!

Tick the columns as you follow the instructions from left to right. Make sure you spell the words in the 'write' column. If you spell the word incorrectly, write it again in the correction column.

	look	say	cover	write	check	correction
High Frequency						
there						
me						
just						
help						
they						
out						

Look, Say, Cover, Write and Check!

Tick the columns as you follow the instructions from left to right. Make sure you spell the words in the 'write' column. If you spell the word incorrectly, write it again in the correction column.

	Day 1	Day 2	Day 3	Day 4	Day 5
GOLD					
purpose					
question					
special					
<u>happily</u>					
hopeless					
careful					
PLATINUM					
calendar					
disappear					
plainness					
merriment					
plentiful					
usually					

Rainbow Words

• Practice spellings using a method I use in class. <i>Tick once I can spell a word.</i>							
Bronze		Silver		Gold		Platinum	
through	Tick	probably	Tick	purpose	Tick	calendar	Tick
history	Tick	question	Tick	therefore	Tick	disappear	Tick
difficult	Tick	special	Tick	enjoyment	Tick	plainness	Tick
badly	Tick	<u>happily</u>	Tick	happiness	Tick	merriment	Tick
sadness	Tick	hopeless	Tick	thoughtful	Tick	plentiful	Tick
playful	Tick	careful	Tick	penniless	Tick	usually	Tick

Using a different colour for each letter
spell out your words.

through history

probably

purpose

help

High Frequency Words

there help
me they
just out

Week 11 - Lesson 3

WALT: Write single or multi clause sentences with coordinating conjunctions

Remember to underline your spelling words - they must be spelt correctly.

Practice spellings using a method I use in class. <i>Tick once I can spell a word.</i>							
Bronze		Silver		Gold		Platinum	
through	Tick	probably	Tick	purpose	Tick	calendar	Tick
history	Tick	question	Tick	therefore	Tick	disappear	Tick
difficult	Tick	special	Tick	enjoyment	Tick	plainness	Tick
badly	Tick	<u>happily</u>	Tick	happiness	Tick	merriment	Tick
sadness	Tick	hopeless	Tick	thoughtful	Tick	plentiful	Tick
playful	Tick	careful	Tick	penniless	Tick	usually	Tick

Single clause sentences, which include:

Expanded Noun Phrase

A spelling word

High Frequency Words

there help
me they
just out

Multi clause sentences, which include coordination:

FANBOYS

A spelling word

Use varied punctuation

