




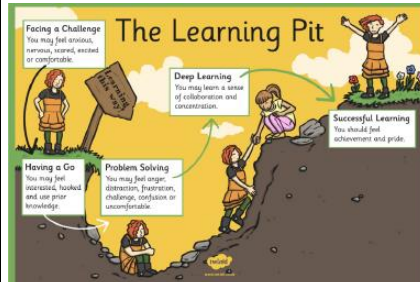


| Subject | Activity | Resource Links |
|---|--|--|
| <p style="color: red; font-weight: bold;">Reading</p> | <p>This week in our reading we're carrying on looking at explanation/ non-fiction texts to help us with our current piece of writing and so our Reading Comprehension is all about Robots that find meteorites in Antarctica! Please also make sure that you are reading for at least 30 minutes every day! And don't forgot that there are loads of Reading videos both from World Book Day and also Miss Usher reading The Boy Who sailed the Ocean in an Armchair on Chesswood Youtube.</p> | <p>Guided reading flip-pages: https://www.chesswood.w-sussex.sch.uk/attachments/download.asp?file=15049</p> <p>Reading comprehension text and questions: https://www.chesswood.w-sussex.sch.uk/attachments/download.asp?file=14965 https://www.chesswood.w-sussex.sch.uk/attachments/download.asp?file=15044</p> |
| <p style="color: red; font-weight: bold;">Spellings</p> | <p>Please practise your weekly spelling words (see your homework sheet) and we've made up two online games to help you with this.</p> | <p>Wordwall Games: https://wordwall.net/resource/13767269 https://wordwall.net/resource/13767555</p> |
| <p style="color: red; font-weight: bold;">Writing</p> | <p>Hi and we hope all's well, As we did before Lockdown we will be posting new resources weekly for any children isolating at home to work through. If you have any questions about these resources or need some help please email either Mr Hicks or your class teachers and they will get back to you when they can.</p> <div style="display: flex; align-items: center;">  <div style="border: 1px solid black; padding: 5px; width: 150px;"> <p style="font-size: 8px; margin: 0;">Language devices</p> <ul style="list-style-type: none"> Present tense Modal verbs Imperative verbs A range of subordinating conjunctions Adverbials for cohesion Technical vocabulary Parenthesis (brackets, dashes or commas) Relative clauses Varied clause position </div> <div style="margin-left: 10px;"> <p>This is the final week of our exciting rainforest survival guide writing topic. Please make sure that you make full use of the instruction writing success criteria (linked opposite) and that use them to include as many features as you possibly can.</p> </div> </div> <p>To begin with this week we're going to be looking at what makes a set of instructions effective. What are the key features and what makes them most informative and interesting to read? In the next lesson we will then draft our instructions and in the lesson after that will edit and proofread what we've written looking all the time at</p> <div style="display: flex; justify-content: center; margin-top: 10px;">     </div> | <p>Writing – explanations: https://www.chesswood.w-sussex.sch.uk/attachments/download.asp?file=15054</p> <p>Nasty Writing: https://www.chesswood.w-sussex.sch.uk/attachments/download.asp?file=14952</p> <p>Turbo GPS: https://www.chesswood.w-sussex.sch.uk/attachments/download.asp?file=15052</p> <p>Resources: https://www.chesswood.w-sussex.sch.uk/attachments/download.asp?file=14957 https://www.chesswood.w-sussex.sch.uk/attachments/download.asp?file=15047 https://www.chesswood.w-sussex.sch.uk/attachments/download.asp?file=15051</p> |

how we can use our success criteria to improve and uplevel what we've done. The last lesson of the week is an opportunity to have some fun and to use your creative imaginations to publish our survival guides. In school we will be using lined paper, pictures and diagrams and coloured paper/card. At home you are more than welcome to present your work in any way you want. When you're done please take some pictures of your work and send them into you class teachers.



We will also be thinking about and talking about what kind of learning behaviours and learning skills we will need to develop to help us to become more independent learners. Please also work through the Turbo GPS and Nasty writing activities that we have also uploaded and linked.

Maths

In response to government guidance over how to best cover the Maths curriculum following on from our recent lockdown experiences we are going to be revisiting parts of our Maths curriculum in order to ensure that the core Maths curriculum is fully understood and that as many of our Year 5 children as possible, are ready and fully prepared for Year 6 next year. This will mean some re-capping and will also mean that some children may feel that the work being offered is too easy for them. If this is the case for your child we would ask the following: 1) Please ask them to really think about their reasoning as this is an immensely important skill that they will need to develop further; 2) Use the extension resources uploaded and linked opposite; 3) If this is not enough please contact your class teacher and we will happily provide more work for you.

Please see the resources opposite and please also make sure that you look carefully at our key vocabulary lists as they will really help you and especially with your reasoning. If there are any words on the list that you are unsure about please email your teachers and ask. If you are working from home please work through the flip and resources that we've uploaded and linked.

Please also remember to practise your written methods using the questions we've uploaded and linked!

Place value, application and multiplication and division revision flip-pages:
<https://www.chesswood.w-sussex.sch.uk/attachments/download.asp?file=15051>

Resources:
<https://www.chesswood.w-sussex.sch.uk/attachments/download.asp?file=15045>
<https://www.chesswood.w-sussex.sch.uk/attachments/download.asp?file=15046>

Written methods:
<https://www.chesswood.w-sussex.sch.uk/attachments/download.asp?file=15043>

Turbo Maths:
<https://www.chesswood.w-sussex.sch.uk/attachments/download.asp?file=15053>



Chesswood Junior School – Weekly Learning



| | | |
|--|---|--|
| | <p>Again, very good luck and remember to contact your class teacher with any questions you might have, to show them some of your excellent work and to let them know how you're getting on!</p> | |
|--|---|--|