








Week 7

Week 7 - Lesson 1  
(20mins)

<u>Spelling Mid Point Assessment</u>			
<u>Bronze</u>	<u>Silver</u>	<u>Gold</u>	<u>Platinum</u>
/6	/6	/6	/6

## Week 7 - Lesson 2 (30mins)

WALT: find strategies that help us to learn to spell Year 3 words.

TICTACTOE		
<p>Story Time</p> 	<p>NLP (Neuro-linguistic programming)</p> 	<p>Silly sentences</p> 
<p>Pyramid power</p> 	<p>Look - Say - Cover - Write - Check</p>	<p>Chunking</p> <p>disappoint</p>
<p>Rainbow Words</p> 	<p>Mnemonics</p> 	<p>Surround words</p> 

## Look, Say, Cover, Write and Check!

Tick the columns as you follow the instructions from left to right. Make sure you spell the words in the 'write' column. If you spell the word incorrectly, write it again in the correction column.

	look	say	cover	write	check	correction
High Frequency						

## Look, Say, Cover, Write and Check!

Tick the columns as you follow the instructions from left to right. Make sure you spell the words in the 'write' column. If you spell the word incorrectly, write it again in the correction column.

for						
be						
it's	BRONZE	Day 1	Day 2			
got	build					
asked	caught					
at	woman / women					
	measure					
	treasure					
	pleasure					
	SILVER					
	breathe					
	certain					
	forwards					
	pressure					
	closure					
	creature					

## Look, Say, Cover, Write and Check!

Tick the columns as you follow the instructions from left to right. Make sure you spell the words in the 'write' column. If you spell the word incorrectly, write it again in the correction column.

	Day 1	Day 2	Day 3
SILVER			
breathe			
certain			
forwards			
pressure			
closure			
creature			
GOLD			
imagine			
increase			
leisure			
enclosure			
nature			
picture			

## Look, Say, Cover, Write and Check!

Tick the columns as you follow the instructions from left to right. Make sure you spell the words in the 'write' column. If you spell the word incorrectly, write it again in the correction column.

	Day 1	Day 2	Day 3	Day 4	Day 5
GOLD					
imagine					
increase					
leisure					
enclosure					
nature					
picture					
PLATINUM					
accidentally					
possession					
composure					
culture					
adventure					
furniture					

## Dictation

Write the sentence down as your teacher reads it.

### Single clause sentence dictation.

It was a pleasure to discover some important treasure.

### Multi clause sentence with coordination

The exciting new creature was kept in a large enclosure but it was not happy.

### Multi clause sentence with subordination

The explorer showed great composure when faced with the interesting adventure.

## Week 7 - Lesson 3

**WALT:** Write  
single or multi  
clause sentences  
with coordinating  
conjunctions

Remember  
to underline  
your  
spelling  
words -  
they must  
be spelt  
correctly.

Practice spellings using a method I use in class. Tick once I can spell a word.					
Bronze		Silver		Gold	
build	Tick	breathe	Tick	imagine	Tick
caught	Tick	certain	Tick	increase	Tick
woman/women	Tick	forward(s)	Tick	leisure	Tick
measure	Tick	pressure	Tick	enclosure	Tick
treasure	Tick	closure	Tick	nature	Tick
pleasure	Tick	creature	Tick	picture	Tick
		Platinum			
		accident(ally)	Tick		
		possess(ion)	Tick		
		composure	Tick		
		culture	Tick		
		adventure	Tick		
		furniture	Tick		

### High Frequency Words

for got  
be asked  
it's at

Single clause sentences, which  
include:

Expanded Noun Phrase  
A spelling word

Multi clause sentences, which include  
coordination:

FANBOYS

A spelling word

Use varied punctuation

