






Assembly Knowledge Organiser – Firework safety



| <u>Key knowledge</u> Learn these facts – Key points in red | <u>Key vocabulary</u> Understand these key words | | <u>Questions?</u> You may want to research further. |
|---|--|---|---|
| The Firework code: | <u>Word</u> | <u>Definition</u> | <u>You may want to research further</u> |
| NEVER: <ul style="list-style-type: none">✗ Put fireworks in your pocket✗ Return to a firework after it has been lit✗ Throw fireworks ALWAYS: <ul style="list-style-type: none">✓ Read the instructions carefully, using a torch or hand lamp.✓ Light fireworks at arms length using a taper or a firework lighter✓ Stand well back✓ Ensure all children with fireworks are well supervised✓ Keep all pets and animals indoors✓ Put the hot end of finished sparklers down in a bucket of water <p>Sparklers should never be given to a child under five.</p> | Naked flame | A flame that is not enclosed or covered. | Test your knowledge with some easy to follow videos; games and quizzes. |
| | Supervised | To be with someone else who is taking charge. |  https://www.galacticfireworks.co.uk/quiz/kids-firework-safety/ https://www.galacticfireworks.co.uk/fireworks-knowledge-centre/fireworks-safety |
| | Other safety tips:  <ul style="list-style-type: none">-KEEP PETS INDOORS-WEAR GLOVES WHEN HANDLING SPARKLERS.-KEEP WATER CLOSE BY.  | | |



Assembly Knowledge Organiser – Firework safety



| | | |
|--|--|--|
| | | |
|--|--|--|