






# Assembly Knowledge Organiser – Road safety



<u>Key knowledge</u>	<u>Key vocabulary</u>		<u>Questions?</u>
Learn these facts – Key points in red	Understand these key words		You may want to research further.
<u>The 6 ways to keep yourself safe while crossing the road</u>	Word	Definition	You may want to research further
<b>Think</b> – Find a safe place to cross.	Green cross code.	To be safe on the road you need to use the Green Cross Code.	Test your knowledge with some easy to follow videos; games and quizzes.
<b>Stop!</b> – stand on the pavement near the kerb.	Community	Working together with others to keep everyone safe.	<div><div></div><div>Age 3 to 6 #Document #Lesson plan</div><div><b>Tales of the Road</b></div><div>With many people having enjoyed more walking and cycling and families being asked to consider whether they can begin returning to school, now is a great time to bring children. Introducing the newly updated Tales of the Road. The resource contains [...]</div><div>Read more</div></div> <div><div></div><div>Age 7 to 12 #Lesson plan</div><div><b>Lesson 3: Map your journey</b></div><div>Everything you need for lesson plan 3, Map Your journey</div><div>Read more</div></div> <div><a href="https://www.think.gov.uk/education">https://www.think.gov.uk/education</a></div>
<b>Look and listen</b> - carefully listen for cyclists, cars and pedestrians.	Vigilant	Being careful and watching for potential dangers.	
<b>Wait</b> until it is safe enough to cross – if traffic is coming let it pass.			
<b>Arrive</b> - Keep looking and listening for traffic while you are crossing until you arrive.	<div>Be vigilant and stay alert!</div> <div></div>		



## Assembly Knowledge Organiser – Road safety



--	--	--