

Week 5 - CV

Marking Priority
Best work to indepth
mark



Lesson 1 - Nasty writing - adverbials of number and frequency

WALT write cohesively

Lesson 2 - Nasty writing - parenthesis

WALT write cohesively



Lesson 3 - Nasty Writing - none

WALT produce legible, joined handwriting

No more lessons due to Sports Day

NASTY WRITING!

What is an adverb?

So what is an adverbial?

Use a fronted adverbial to give extra detail about this verb - it needs to tell us number or frequency.

Example:

We play football in the park



Every day, we play football in the park.

Example:

We play football in the park



Every day, we play football in the park.

Use a fronted adverbial to give extra detail about this verb - it needs to tell us number or frequency.

I am going to the zoo.



Metacognition



(Teacher example)

Example:

We play football in the park



Every day, we play football in the park.

Use a fronted adverbial to give extra detail about this verb - it needs to tell us number or frequency.

I put on my socks.



Example:

We play football in the park



Every day, we play football in the park.

You Do It Alone



(Independent)

Use a fronted adverbial to give extra detail about these verbs - it needs to tell us number or frequency.

I am an excellent team player.

I attend scouts.

Frequency

Often,
Again,
Daily,
Weekly,
Fortnightly,
Yearly,
Sometimes,
Rarely,
Every second,
Twice a year,
Once a minute,
Once,
Once or twice,
Three times,
Constantly,
Regularly,
Frequently,
Infrequently,
Occasionally,
Rarely,
Never in my life,
Never before,

WALT write cohesively

What makes a good paragraph?

TOPIC SENTENCE

Introduces what the topic is about.

SUPPORTING SENTENCES

Add detail/give examples to illustrate the topic sentence.

ENDING SENTENCE

Concludes/closes the paragraph.

T S E!

How has this paragraph used TSE?

How are the sentences linked together to create cohesion?

What makes a good paragraph?

TOPIC SENTENCE

Introduces what the topic is about.

SUPPORTING SENTENCES

Add detail/give examples to illustrate the topic sentence.

ENDING SENTENCE

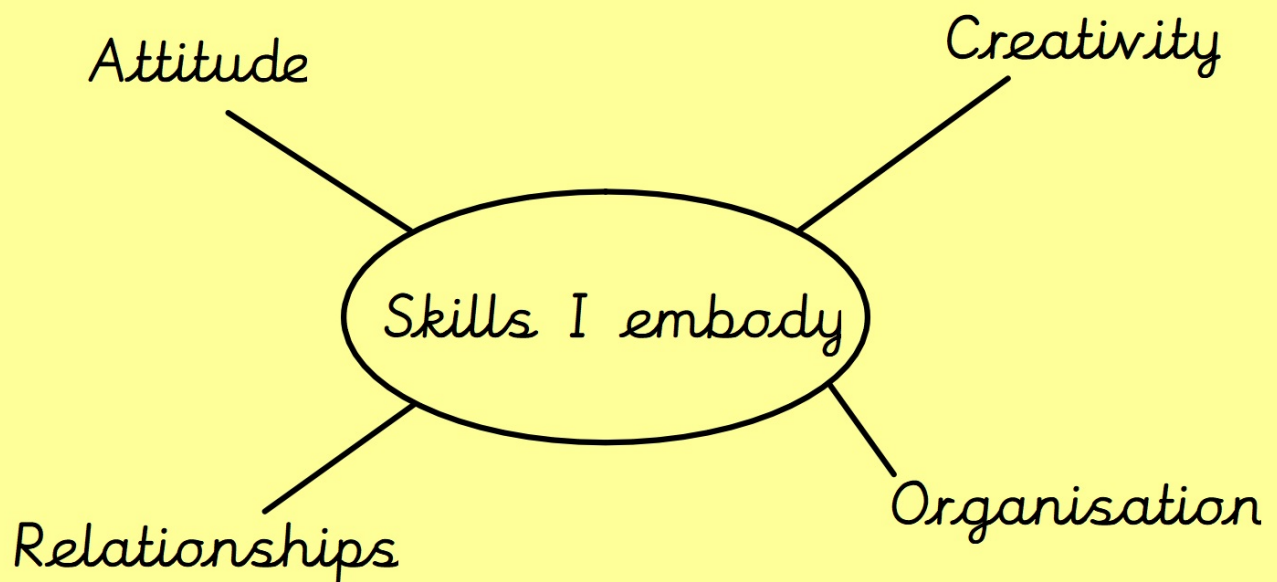
Concludes/closes the paragraph.

T S E!

Attitude

Firstly, I would make an excellent journalist because I always have a positive attitude towards my work. For example, I often challenge myself to do the hot challenge in class (even if I do not particularly enjoy the topic we are studying) and I persevere if I find it difficult. As a result, I will always learn from my mistakes and I am constantly improving myself.

Last week you considered your ACRO skills in a mind map and identified the key ones you would write about.



Today we will focus on just two of the skills - Attitude and Creativity. You will write a paragraph about each one.

Remember to try and include some of this vocabulary when writing today.

Vocabulary List

aspiration

career

persevere

resilient

opportunity

variety

communication

achieve

technique

compromise

initiative

solution

WALT write cohesively

(Teacher models)



Metacognition

Attitude

Positive attitude, calm under pressure, resilient, self-aware, reflective

Vocabulary

aspiration	common
career	achievement
persevere	technical
resilient	competent
opportunity	initiative
variety	solutions

(Teacher model in folder)

Success Criteria for a CV

Conjunctions to add more detail to description

Adverbials for number & frequency (could be frequent)

Adverbials for cause & effect - as a result, due to

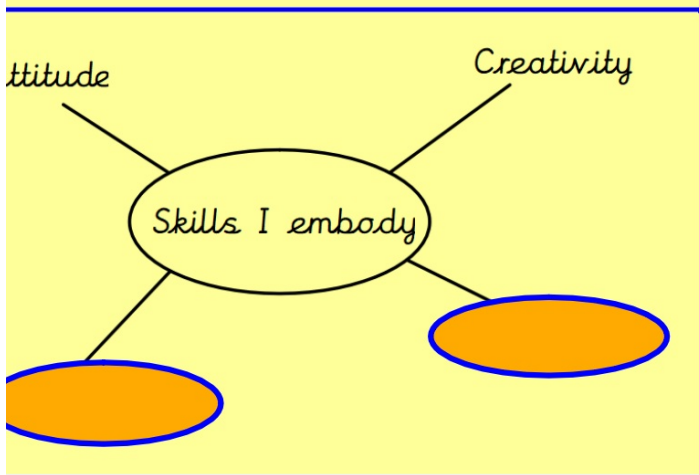
Parenthesis (brackets, dashes, commas)

A variety of sentence structures (see poster)

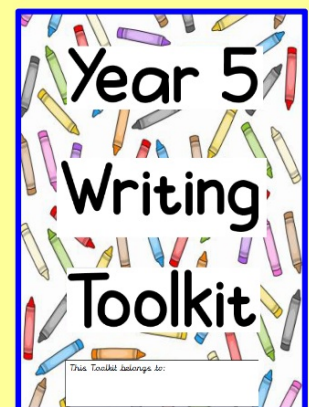
Adverbials for emphasis & addition (certainly, definitely)

CV is cohesive throughout

Your turn - write your Attitude and Creativity paragraphs using your plan and refer to the Success Criteria, Toolkit and Target Card.



Success Criteria for a CV		SA
Green	Conjunctions to add more detail to description	
	Adverbials for number & frequency (could be fronted)	
	Adverbials for cause & effect - as a result, due to, consequently	
	Parenthesis (brackets, dashes, commas)	
	A variety of sentence structures (see poster)	
Red	Adverbials for emphasis & addition (certainly, definitely/ also, besides)	
	CV is cohesive throughout	



Remember you need to write 2 separate paragraphs ONE for each SKILL. These don't have to be huge!

Plenary

You now have 10 minutes to edit your A and C paragraphs.

Remember, you will need to both proofread and uplevel. Start by proofreading:

- spellings
- missing punctuation
- capital letters

You also have your SC to help you.

Then uplevel:

- parenthesis for additional information
- adverbials for cohesion
- Variety of sentence structures

NASTY WRITING!

What is parenthesis?

What punctuation marks can we use to indicate parenthesis?

Do we always need 2 dashes to indicate parenthesis?

Add extra detail to this sentence, using parenthesis.

Example:

Every week I go to Scouts.



Every week (on Mondays and Thursdays),
I go to Scouts

Example:

Every week I go to Scouts.



Every week (on Mondays and Thursdays),
I go to Scouts

Add extra detail to this sentence, using
parenthesis.

I help Louise with her homework every day.



Metacognition



(Teacher example)

Example:

Every week I go to Scouts.



Every week (on Mondays and Thursdays),
I go to Scouts

You Do It Alone



(Independent)

Add extra detail to this sentence, using
parenthesis.

I am able to adapt to changes.

WALT write cohesively

What makes a good paragraph?

TOPIC SENTENCE

Introduces what the topic is about.

SUPPORTING SENTENCES

Add detail/give examples to illustrate the topic sentence.

ENDING SENTENCE

Concludes/closes the paragraph.

T S E!


How has this paragraph used TSE?

How are the sentences linked together to create cohesion?

Relationships

As well as having a great attitude and excellent creativity, I also form good relationships with others. Most importantly, I am able to state my opinion politely and compromise when other people disagree, which I have regularly shown during debates in PSHE. Because of this, I will be able to successfully work as part of a team to research articles.

Last week you considered your ACRO skills in a mind map and identified the key ones you would write about. Last lesson, you wrote your Attitude and Creativity paragraphs.



Today we will focus on just two of the skills - Relationships and Organisation. You will write a paragraph about each one.

Remember to try and include some of this vocabulary when writing today.

Vocabulary List

aspiration

career

persevere

resilient

opportunity

variety

communication

achieve

technique

compromise

initiative

solution

WALT write cohesively

(Teacher models)



Metacognition

Relations

Good communicator, teamwork, good leader (commander), collaborative, respectful, able to compromise

Vocabulary

aspiration	comm
career	achie
persevere	techn
resilient	comp
opportunity	initia
variety	solu

(Teacher model in folder)

Success Criteria for a CV

Conjunctions to add more detail to description

Adverbials for number & frequency (could be f

Adverbials for cause & effect - as a result, due

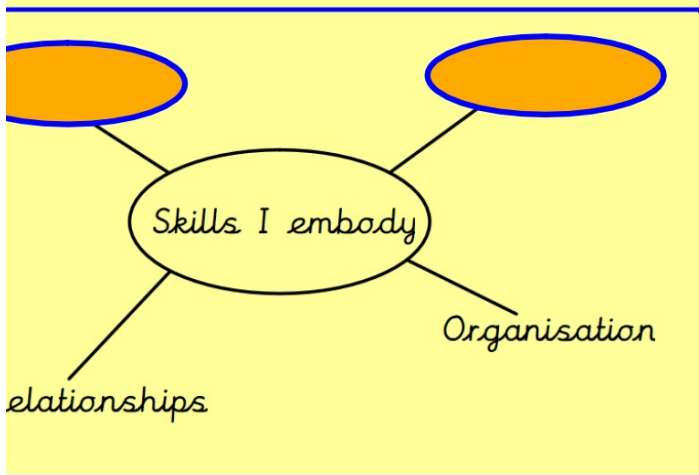
Parenthesis (brackets, dashes, commas)

A variety of sentence structures (see poster)

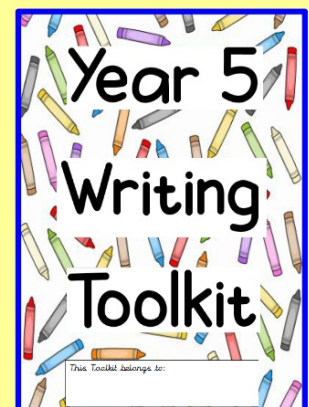
Adverbials for emphasis & addition (certainly, defin

CV is cohesive throughout

Your turn - write your Relationships and Organisation paragraphs using your plan and refer to the Success Criteria, Toolkit and Target Card.



Success Criteria for a CV		SA
Conjunctions to add more detail to description Adverbials for number & frequency (could be fronted) Adverbials for cause & effect - as a result, due to, consequently Parenthesis (brackets, dashes, commas) A variety of sentence structures (see poster)		
Adverbials for emphasis & addition (certainly, definitely/ also, besides)		
CV is cohesive throughout		



Remember you need to write 2 separate paragraphs - ONE for each SKILL.

Plenary

You now have 10 minutes to edit your R and O paragraphs.

Remember, you will need to both proofread and uplevel. Start by proofreading:

- spellings
- missing punctuation
- capital letters

You also have your SC to help you.

Then uplevel:

- high quality verbs
- adverbials for cohesion
- Variety of sentence structures

Lesson 3

WALT to produce legible,
joined handwriting.

WALT produce legible joined handwriting.

Presentation Success Criteria

- Best, joined handwriting
- Include your edits and punctuation in your written up piece
- Start at the margin - use the whole line
- Leave a line between paragraphs
- New line, new speaker

As a minimum, you MUST write up your Introduction, Attitude and Creativity paragraphs!!

Make it the best presentation ever!

WALT produce legible joined handwriting.

Plenary

Teacher to share some examples under the visualiser