

WALT: Order fractions



I can explain how to order unit fractions using the numerator and denominator



I can order unit fractions



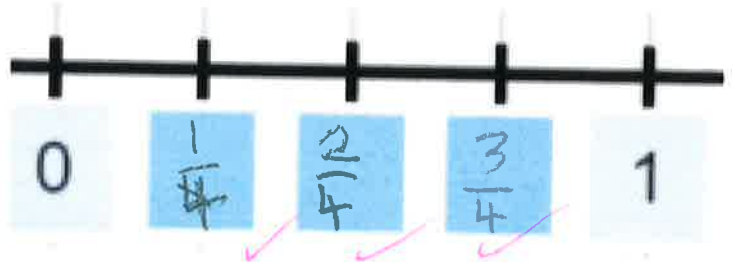
With support, I can order unit fractions

Place the fractions on the number line.

$\frac{2}{4}$

$\frac{3}{4}$

$\frac{1}{4}$



Order the fractions from biggest to smallest.

$\frac{3}{8}$

$\frac{5}{8}$

$\frac{1}{8}$

$\frac{8}{8}$

$\frac{7}{8}$

$\frac{8}{8}$

$\frac{7}{8}$

$\frac{5}{8}$

$\frac{3}{8}$

$\frac{1}{8}$

When the numerators are the same, the bigger the denominator, the smaller the fraction.

Use 'bigger' or 'smaller' to complete the sentence.

Put 3 fractions in order, from smallest to biggest, that prove your answer for the last question is correct.

$\frac{1}{3}$

$\frac{2}{3}$

$\frac{3}{3}$

2 Write  $<$ ,  $>$  or  $=$  to compare the fractions.

a)  $\frac{1}{5}$   $<$   $\frac{3}{5}$  ✓

d)  $\frac{6}{7}$   $>$   $\frac{2}{7}$  ✓

b)  $\frac{2}{5}$   $=$   $\frac{2}{5}$  ✓

e)  $\frac{6}{13}$   $<$   $\frac{12}{13}$  ✓

c)  $\frac{2}{7}$   $<$   $\frac{6}{7}$  ✓

f)  $\frac{13}{15}$   $=$   $\frac{13}{15}$  ✓

3 Here are some bar models.



$\frac{1}{2}$



$\frac{1}{3}$



$\frac{1}{4}$



$\frac{1}{5}$

a) Shade the bar models to represent the fractions.

b) Write  $<$  or  $>$  to compare the fractions.

Use the bar models to help you.

$\frac{1}{2}$   $>$   $\frac{1}{3}$  ✓

$\frac{1}{4}$   $<$   $\frac{1}{3}$  ✓

$\frac{1}{5}$   $<$   $\frac{1}{3}$  ✓

zHP

$\frac{1}{3}$   $<$   $\frac{1}{2}$  ✓

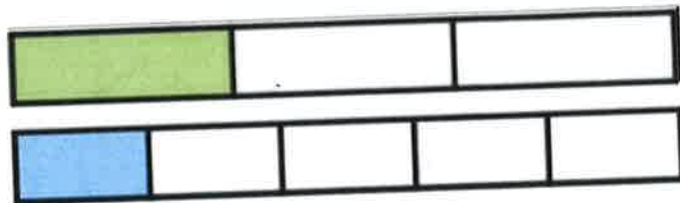
$\frac{1}{4}$   $>$   $\frac{1}{5}$  ✓

$\frac{1}{5}$   $<$   $\frac{1}{2}$  ✓

2 the fraction that had the smallest numerator was the biggest fraction


You do

$$\frac{1}{3} \quad \text{7} \quad \frac{1}{5}$$



When the numerators are the same,  
the Bigger the denominator, the Smaller the  
fraction.

- 1 a) Shade the bar models to represent the fractions.



$\frac{1}{5}$

$\frac{2}{5}$

$\frac{3}{5}$

$\frac{4}{5}$

- b) What do you notice?

- c) Complete the sentence using the word bank.

numerator

denominator

greater

smaller

When fractions have the same denominator the  
Bigger the Numerator the Smaller  
the fraction.

B, the denominator stays the same but the Numerator changes.

2 Write the fractions in order, starting with the smallest.

$\frac{1}{9}$	$\frac{8}{9}$	$\frac{4}{9}$	$\frac{2}{9}$	$\frac{7}{9}$
$\frac{1}{9}$	$\frac{2}{9}$	<del><math>\frac{4}{9}</math></del>	$\frac{7}{9}$	$\frac{8}{9}$ ✓
smallest		greatest		

I only had too look at the ~~the~~ Numerator because the Denominator didn't change. ✓

3 a) Shade the bar models to represent the fractions.




$\frac{1}{2}$



$\frac{1}{3}$



$\frac{1}{4}$



$\frac{1}{5}$

b) What do you notice?

c) Complete the sentence using the word bank.

numerator    denominator    greater    smaller

When fractions have the same Numerator, the Bigger the Denominator the Smaller the fraction.

B. the Denominator changes but the Numerator doesn't

4 Write the fractions in order, starting with the greatest.

$\frac{1}{9}$	$\frac{1}{3}$	$\frac{1}{7}$	$\frac{1}{2}$	$\frac{1}{11}$
---------------	---------------	---------------	---------------	----------------

$\frac{1}{2}$	$\frac{1}{3}$	$\frac{1}{7}$	$\frac{1}{9}$	$\frac{1}{11}$
---------------	---------------	---------------	---------------	----------------

greatest

smallest

What part of the fraction tells you if it is bigger or smaller?

© Write Room Maths 2020

the denominator. ✓