


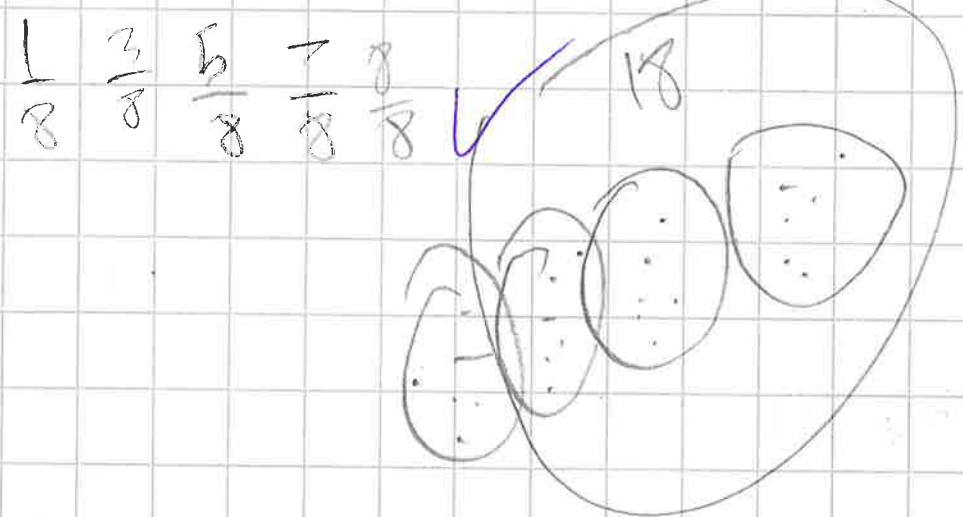
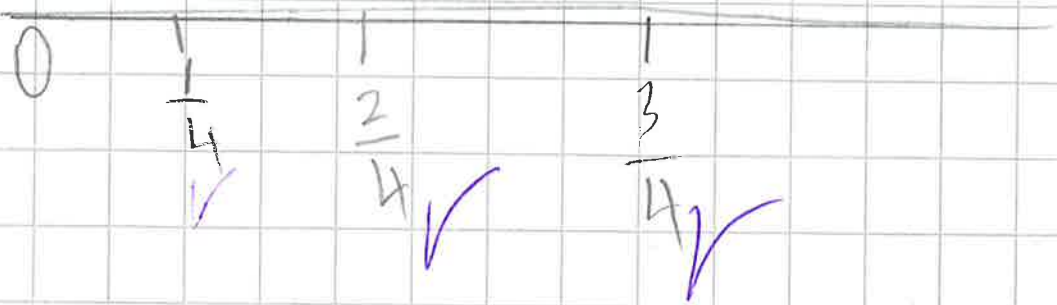
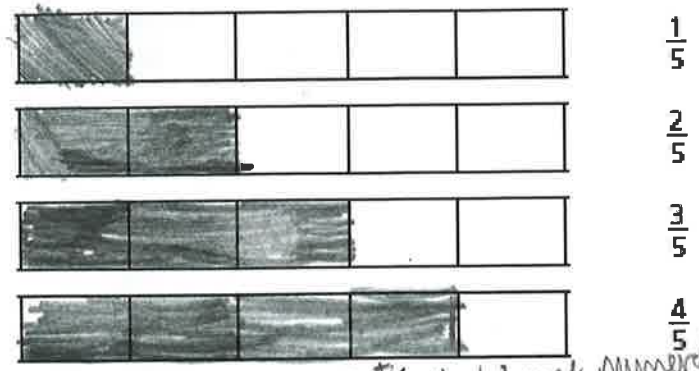


DON'T FORGET

WALT: Order fractions	
	I can explain how to order unit fractions using the numerator and denominator
	I can order unit fractions
	With support, I can order unit fractions



1 a) Shade the bar models to represent the fractions.



b) What do you notice? *I notice the bigger numerator the more squares are shaded*

c) Complete the sentence using the word bank.

- numerator
- denominator
- greater
- smaller

When fractions have the same denominator, the \_\_\_\_\_ the \_\_\_\_\_ the \_\_\_\_\_ the fraction.

2 Write the fractions in order, starting with the smallest.

$\frac{1}{9}$	$\frac{8}{9}$	$\frac{4}{9}$	$\frac{2}{9}$	$\frac{7}{9}$

smallest greatest

4 Write the fractions in order, starting with the greatest.

$\frac{1}{9}$	$\frac{1}{3}$	$\frac{1}{7}$	$\frac{1}{2}$	$\frac{1}{11}$

greatest smallest

What part of the fraction tells you if it is bigger or smaller? *the denominator*  
© White Rose Maths 2020

3 a) Shade the bar models to represent the fractions.

	$\frac{1}{2}$
	$\frac{1}{3}$
	$\frac{1}{4}$
	$\frac{1}{5}$

b) What do you notice? *each is a unit fraction*

c) Complete the sentence using the word bank.

- numerator    denominator    greater    smaller

When fractions have the same denominator the greater the numerator the fraction.