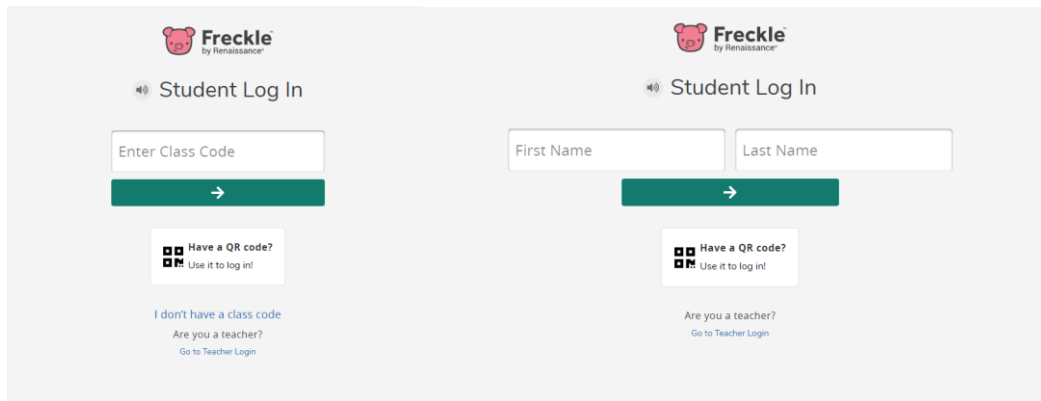




Quick Guide to Freckle

How to login

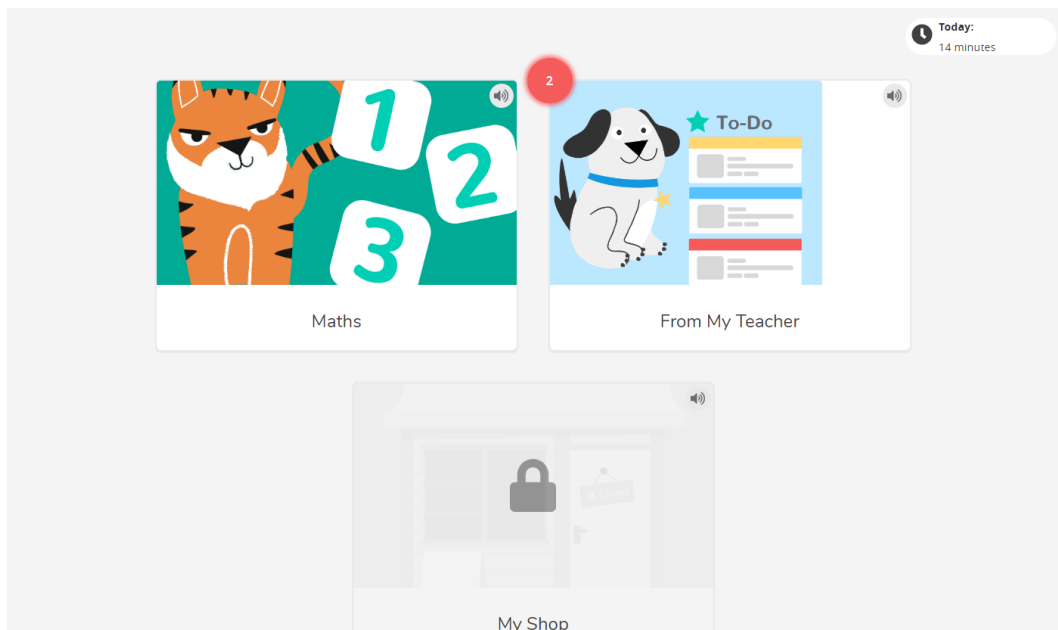
1. Visit student.freckle.com
2. Enter the Class Code – for all children this is xf36f5
3. Click on the green button. Then enter first name and last name as it is spelt on the Freckle Login Card – please contact Mr Gilbert if you need another copy of this.
4. Click the green button.



Choosing tasks to complete

Year 3

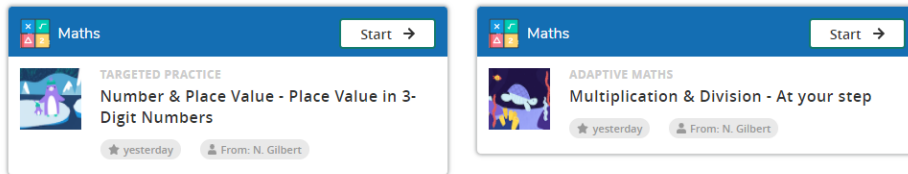
After clicking on the green button, a screen like below will load.



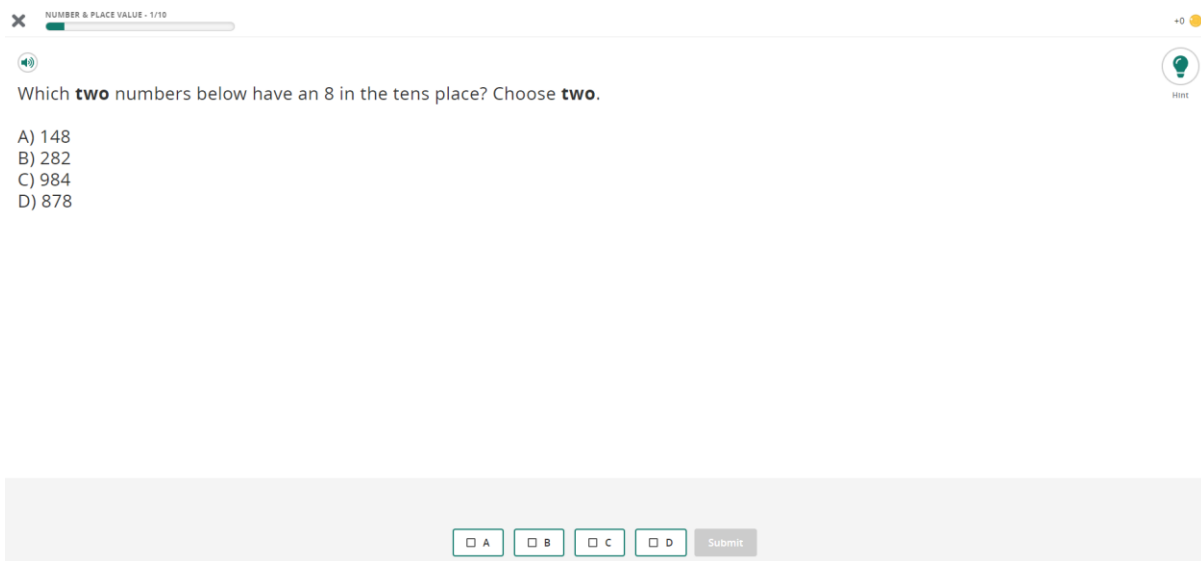


Click on From My Teacher to view work which has been set for you by an adult in school. The screen will look similar to this – sometimes more boxes will appear, sometimes there will be less.

From my teacher



Click on Start to begin a task – questions will be presented in the style shown below:

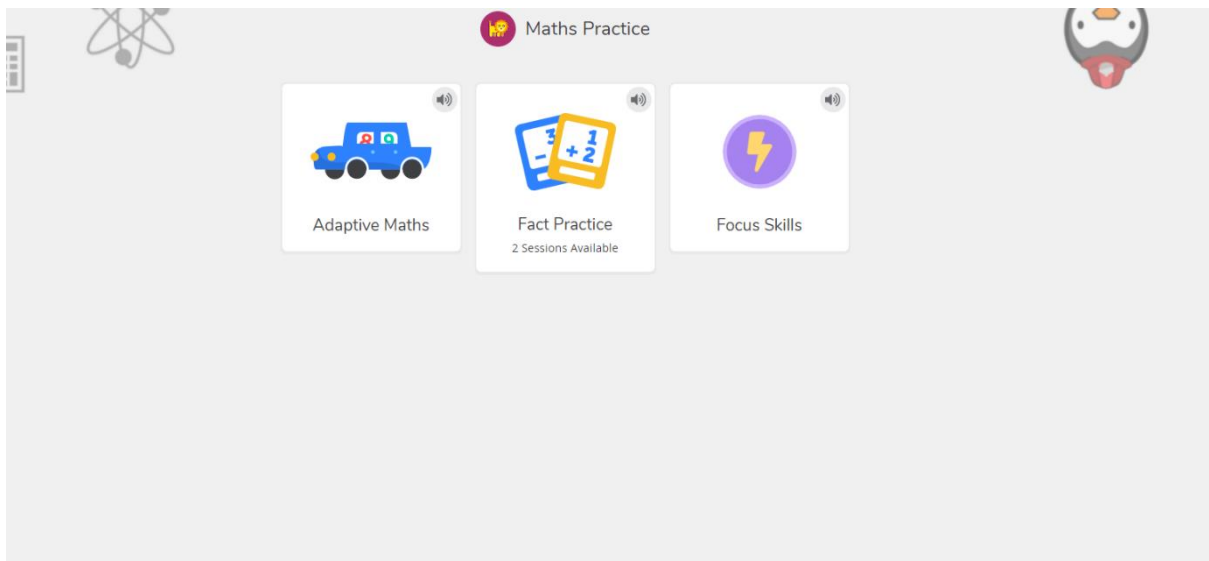


Typically questions are multiple choice, but sometimes you need to type an answer.

- Use the X button in the top left to exit the task.
- Click on the speaker icon to have the question read to you.
- Click on the Hint lightbulb on the right for clues on how to answer the question.



Alternatively, you can access tasks by clicking on Maths rather than From My Teacher. When you click on Maths, this page will load:



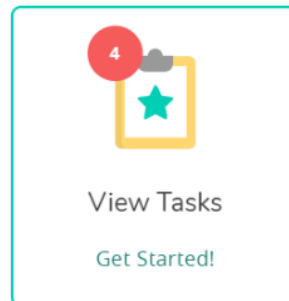
Children can select different tasks by clicking on any of these options.



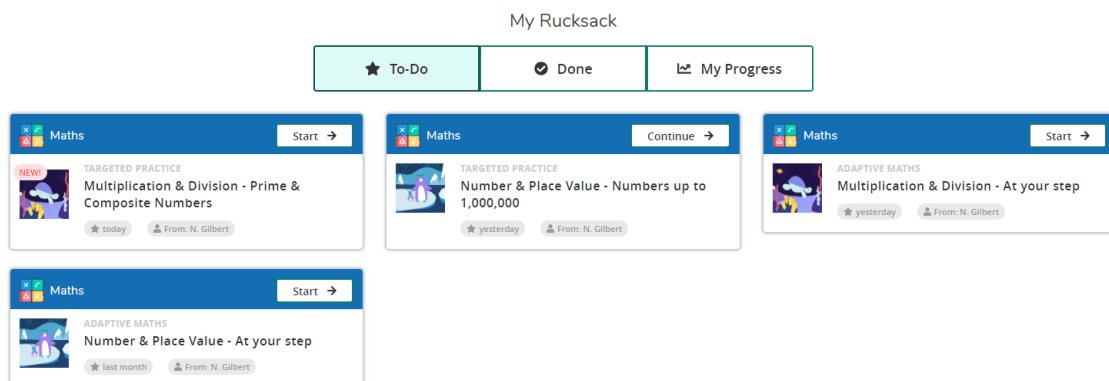
Years 4 & 5

After clicking on the green button, a screen like below will load.

Practise at your step!



Click on the picture to view tasks which have been set by an adult in school. The screen will look similar to this – sometimes more boxes will appear, sometimes there will be less.



Click on Start to begin a task – questions will presented in the style shown below:



X NUMBER & PLACE VALUE - 1/10

+0



Which **two** numbers below have an 8 in the tens place? Choose **two**.



Hint

- A) 148
- B) 282
- C) 984
- D) 878

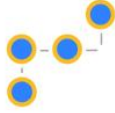
A B C D

Typically questions are multiple choice, but sometimes you need to type an answer.


- Use the X button in the top left to exit the task.
- Click on the speaker icon to have the question read to you.
- Click on the Hint lightbulb on the right for clues on how to answer the question.

Alternatively, you can access tasks by clicking on Maths rather than the Rucksack. When you click on Maths, this page will load:


Maths Practice



Adaptive Maths



Fact Practice
2 Sessions Available



Focus Skills

Children can select different tasks by clicking on any of these options.