







Reading	Writing	Maths	Wider Curriculum
Daily Reading	Spellings	Written Methods	PE
<p>Read your reading book for 30 minutes.</p> <p>Don't forget to take the AR quiz once you have finished the book to earn your word count and get closer to meeting your reading target!</p> <div style="display: flex; align-items: center;"> <p>Accelerated Reader</p> </div> <p>For those with a paper version: For AR quiz link: https://www.chesswood.w-sussex.sch.uk/page/?title=English&pid=99</p> <p>Or download the free app/google search AR reading.</p>	<p>Class spellings: <i>Doubt, island, lamb, solemn, thistle, knight, scissors, honest, design, Wednesday</i></p> <p>Statutory spellings: <i>Awkward, bargain, bruise, vehicle, leisure, recognise, appreciate, communicate, committee, conscience</i></p> <p>You have 2 weeks to learn these as usual. Today, do the words within words from our tic tac toe activities. Write down target words and then see how many other words you can make from the same letters.</p>	<p>Attempt the written methods for the day. See resources - Thu Maths Written Methods.</p> <p>Mark the last written methods you did using the answers posted (or check with a calculator). See resources - Wed Maths Written Methods answers</p>	<p>Join Joe Wicks 'The Body Coach' for the Nation's PE lesson every morning from 9-9.30 on his YouTube channel https://www.youtube.com/channel/UCAxW1XT0iEJo0TYIRfn6rYQ</p> <p>During the day when you need a break from working complete the following personal challenges (details can be found on https://www.chesswood.w-sussex.sch.uk/page/?title=PE&pid=110 – Download the Active at Home Booklet). As with all Personal Challenges we do in school the only person you compete against is yourself and you should always strive to beat your previous score/time.</p> <p>Today's challenges:</p> <ol style="list-style-type: none"> 1. Challenge 10 – Can you crab walk for 10? 20? 30? 60seconds? 2. Challenge 17 – Can you do 15 seconds of toe tap jumps? 3. Challenge 28 – Sofa dips – How many can you do in a row? 4. Challenge 34 – Pillow to Pillow – Can you keep going for a minute? How many times can you touch each pillow?
		IXL	PSHE
		Year 5: Coordinate plane J.3 and J.4	Watch Newsround to keep up with current affairs: https://www.bbc.co.uk/newsround/news/watch_newsround
			French
			Log onto schools.duolingo.com or download the duolingo app. Your username and password has been emailed to you (use the IT Help section on the Home Learning tab if you are having difficulty using your email). Get started on 'Basics 1' to re-familiarize yourself with Duolingo.



Reading Activity	Grammar including IXL	TT Rockstars	Design and Technology
<p>Watch the video of your teachers reading our Year 5 class novel: The Invention of Hugo Cabret by Brian Selznick. The book will be read in short videos (a chapter at a time) and then you will be asked to complete a follow up task.</p> <p>Daily video: See resources section Hugo - Chapter 5 Hugo - Chapter 6</p> <p>Follow up task: AF4 - Summarise the key events in Chapter 5 by writing 5 key sentences. Extension: Sketch a picture to accompany each sentence.</p>	<p>Year 5: Prepositions G.1, G.2</p>	<p>Play Gig to set the tables you need to practice, or Garage if you have completed this. Extension: Play Soundcheck as accurately as possible.</p>	<p>One piece of paper tower challenge. This video shows how easy it can be to create a freestanding structure using a single piece of paper and some tape. https://www.youtube.com/watch?v=tuEBEKOProY In the clip, the man suggests improvements might be made to his design. The tower needs to be constructed with paper and secured with tape (not made with the tape itself!) How accurately can you follow his design? Can you improve it? Have a go and either send us a picture, or record the height of your tower in your home learning book. Once you have done this, write an account/set of instructions of what you did and include any design choices that you made.</p>
	Writing Task	Maths Task	Music
	<p>Look at the photo in the English resources section. Can you use this photo as a stimulus to write the introduction to a story? Remember to include high-quality description of the setting and characters and use the Year 5 language, grammar and punctuation you have learned.</p> <p>Support: see the resources section, where you will find the success criteria for our The Daydreamer story – Thu - Writing - SC.</p> <p>Extension: finish the short story by including a problem and solution.</p> <p>Why not send us your story for the class page?</p>	<p>Maths investigation Roman Numerals https://nrich.maths.org/13271</p> <p>Work out the answers to the questions at the bottom of the page. How well can you use your knowledge of Roman Numerals to solve the problems at the end?</p> <p>Why not send in your solutions to your teacher for your class page?</p>	<p>Use your knowledge of the insect rhythm cards from school and explain the rhythms I have taught you to someone at home.  = Spider  = Bee  = caterpillar etc Don't forget there is also the rest and some of you have been taught ladybird, grasshopper and worm. Create 4 beat rhythms and write these down - 4 beat rhythms would be 4 insect cards. Don't forget a worm  is worth 2 beats and takes the place of 2 rhythm cards! Once you have created a good rhythm pattern, play it as a loop by tapping objects in your house, clapping, stamping your feet or use an instrument if you have one.</p> <p>Why not record this and send it in for the class page?</p>