

<u>Linguistic</u> I enjoy reading, writing and speaking.	<u>Mathematical</u> I enjoy working with numbers and science	<u>Visual</u> I enjoy painting, drawing and visualising.	<u>Kinaesthetic</u> I enjoy doing 'hands on' activities	<u>Naturalistic</u> I am interested in the natural world around me.	<u>Musical</u> I enjoy making music and listening to music	<u>Interpersonal</u> I enjoy working with others	<u>Intrapersonal</u> I enjoy working by myself	<u>Spiritual</u> I enjoy thinking about BIG! issues.
Create a puzzle book using key words about the Egyptians.  You could do word searches, crosswords, missing letter words...  Ensure you use the correct spellings.	Lear about the Egyptian number system (use Google to help!).  Create a maths activity based around Egyptian numbers	The insides of pyramids were decorated with images representing the dad person's life.  Paint a series of images representing your own life in the style of Egyptian tomb paintings.	Create an Egyptian pharaoh mask. You might like to use papier-mâché to do this.	The River Nile was very important to the Ancient Egyptians. Why was this? What happened during different seasons of the year to the Nile?	Listen to Luigini's 'Ballet Egyptian', which was written to convey the mystery of Egypt. Compose a piece of music that represents Ancient Egypt to you.	As a group, research, write and perform a play based around an Ancient Egyptian myth or legend.	Learn about Ancient Egyptian hieroglyphics. Create an information page about them.	Explore what the Ancient Egyptians believed about God and the afterlife. How is this similar or different to many of the major world religions today?
Write a school report for one of the characters from Wonder.	What number facts can you find about extreme weathers? Create a visual display for the classroom.	Paint a picture or collage inspired by fossils prehistoric life on earth.	Design and build a bridge which could create a link across a local river.	Go fossil hunting. Identify a local area and see if you can locate fossils. Identify the fossil and key characteristics. Create a fact sheet explaining how fossils help us to understand the past.	Share a piece of music with the class, which represents extreme weather conditions e.g. electrical storms, monsoons, hailstorms. This can be your own performance or a piece of music which already exists.	Work with your friends to create a class presentation about any of the subjects we have learnt about this term.	Choose another South American city to research. How can you make your findings engaging and relevant to others?	What effects do scientists predict about Global warming? Why is Greta Thunberg so important? Think of a way you can help influence change and share with others.
Use the pictures from the book to write your own piece of poetry. The theme could, for example, be winter, snowfall or poverty.	How small is small? Create your own 'Guinness Book of Records' page.	Use the pictures from the book to create a Christmas card or wrapping paper design. You could make a template for printing, for example.	Design and make a model or visual representation of the old lady's caravan. You could use textiles for example.	Investigate how different animals survive through the winter months. Design a leaflet on how we can ensure they have the best chance of survival.	The old lady has to 'busk' for her living. Could you and a group of friends 'busk' Christmas songs in school during playtime, (not outside in the streets) whilst collecting coins for a Christmas charity?		Write, rehearse and perform a puppet show (possibly using wooden- spoon puppets) to tell a miracle/ parable.	What is a miracle? What miracles can you find in your reading/ research? How believable are they?



## Year 6 Autumn Term



### Aspirations

Pupils will start the term looking at their aspirations both short and long term. They will develop understanding about setting short-term and long-term goals to enable them to reach their desired destination. The children will consider how their current ACRO skills (Attitude, Creativity, Relationships and Organisation) will support this journey during Year 6. The Bristol residential (or school learning during this week) will have a great emphasis on jobs/ careers to aspire to. We will explore personal aspirations in terms of making good choices, aspiring to be kind and empathetic towards others and the importance of our relationships with others.



### A Small Miracle

In this unit, pupils will be exploring how adaptation can lead to evolution, whilst recognising that living things produce offspring of the same kind, but that they vary from each other and their parents. They will also investigate variation in response to environment, focusing on Darwin's work.

Key questions in science, will include: what is evolution? How are plants and animals classified? What is a species? How and why do adaptation and evolution occur? Pupils will use Darwin's voyage to learn about latitude, longitude and the northern and southern hemispheres. Pupils will use this knowledge in geography where they will explore types of settlements and compare two conurbations: Rio and London. In Design Technology we will be exploring bridge design and function. We will construct our own bridges using wooden bricks, lolly sticks and finally scaling up designs using broom handles and planks of woods.

### Who's the Mummy?

Pupils will voyage to Ancient Egypt and will learn about many aspects of this ancient civilisation through a range of different subjects. Following a 'wow' start, the children will be writing an instructional text about how to mummify a fish! In In History, the children will learn about Ancient Egyptian civilisation and through Geography they will learn about the importance of the river Nile to the Ancient Egyptians.



### A Voyage of Discovery



In this short unit, pupils will engage with the textless book, 'A Small Miracle' by Peter Collington. Through the use of the pictures within the book, the children will be encouraged to develop an understanding of characters through inference, in preparation for writing about scenes in the story. These descriptive paragraphs will be developed in groups, using various literary writing techniques.

## Readers



Reading will be encouraged through explorations of class novels: Wonder, by AJ Palacio, in the first half term and A Boy Called Christmas, by Matt Haig,, in the second half term. Time is also set aside for ‘Reading for Pleasure’ and children will be encouraged to read a wider range of texts and to take tests to collect the

Pupils will explore and produce extended writing across a range of genre and across subjects; they will learn how to plan, draft, edit and improve and publish effective writing. The children will produce diaries, non-chronological reports, recounts, instructional texts, magazine articles and a group narrative.

## Writers



## Mathematicians

Pupils will be spend time improving their written methods for the four operations and will be engaged in a wide range of maths activities to develop their understanding of place value, fractions, decimals and percentages and reasoning skills. They will be encouraged to become ‘Mathemagicians ‘ by improving their maths knowledge and speed using TT Rock Stars and IXL.

Pupils will describe how living things are classified into broad groups according to common observable characteristics and based on similarities and differences, including microorganisms, plants and animals and give reasons for classifying plants and animals based on characteristics. Pupils will also apply scientific skills through exploring the topic of electricity.

In Computing, pupils will begin with E-safety and will use Word skills to create their CV. Following internet research, the children will use Minecraft to model their own pyramid, justifying their choices of materials and objects used.

## Scientists



## Computing



## Thinkers



Two topics will be covered in R.E. - Is anything ever eternal? We explore this questions through looking the meaning of eternity in the Cristian Faith. We will then look at the influences Christianity still has over the world.

The Ancient Egyptians will be a key topic for us this term, linking with our work in English and Geography especially. We will explore different aspects of Ancient Egyptian life, such as mummification, Pyramids and the importance of the river Nile.

## Geographers



Children will begin by understanding types of settlements, their site and situation. We will cover the continent of South American and use maps and atlases to identify key locations and features. The unit will end with a comparison between two large conurbations in different continents: Rio and London.

In Design Technology we will be exploring bridge design and function. We will construct our own bridges based on the Leonardo DaVinci bridge using wooden bricks, lolly sticks and finally scaling up designs using broom handles

## Designers



## Artists



Children will be creating self-portraits in art, developing their skills to create a more realistic likeness and then capturing this via the art form of lino print. This unit is linked to aspirations and the ability to analyse themselves – their skills, dreams and appearance.

Children will be building upon their Spanish learnt in Year 5 this year, exploring a range of topics. They will by using Duolingo to support their language learning.

## Linguists



## Musicians



The focus will be explaining how film music and theme tunes correlates and the impact of music on the viewer. They will then learn about tempo and dynamics, inspired by Egypt, before preparing for the Christmas carol concert.









In PE, pupils will begin the term taking part in endurance running, before developing skills in netball, basketball, urban dance and indoor athletics.

## Athletes



# Year 6 ACRO Skills

The ACRO skills are key learning skills which underpin all we do at Chesswood. The skills below are the key foci for Year 6. Each skill has a task for children to complete over the coming year. If they complete 5 challenges (with at least one from each main heading), they will receive the Chesswood ACRO Challenge Gold Award.

Attitude	Creativity	Relationships	Organisation
<b>Aspiration</b>  <p>Identify your aspirations for the future – this can be a career or other goals you’d like to achieve. Research this area and present your aspirations, reasons for them, and steps needed to achieve this.</p>	<b>Innovation</b>  <p>Come up with a business idea to raise £50 from the ‘Tenner Challenge’ over the course of the year. This can be completed in a group (business).</p>	<b>Participation</b>  <p>Run an event at the school fayre (can be part of a group – clear group roles must be given). OR be a regular member of a club inside or outside school.</p>	<b>Managing Risk</b>  <p>Prepare a business plan for an enterprise project, which highlights potential risks and steps you will take to minimise these.</p>
<b>Competitiveness</b>  <p>Enter a school, local or national competition at least termly.</p>	<b>Spotting and Creating Opportunities</b>  <p>Take responsibility for your learning by spotting an opportunity to research a topic of your interest (something different to what you are studying in school). Complete a detailed research project on this area.</p>	<b>Managing Difficult Situations</b>  <p>Be successful in managing a group during a lesson. Ensure you take all group members’ views into account, seeking to keep the group working well together.</p>	<b>Reflectiveness</b>  <p>Keep a regular blog / portfolio, reflecting on the successes and next steps in your learning.</p>

## Enrichment & Trips

- Bristol Residential visit

## Further Home learning Ideas

- Children will have learnt about diary writing in school—encourage them to write their own diary.
- Encourage your children to create a game that will speed up their mental maths calculation and reasoning skills.
- Pupils will be learning about staying safe online. Discuss this with your children at home.
- Visit the British Museum to see the Egyptians gallery.