



Playing the keyboard



When you play and read music for the piano or keyboard, you need to know the following:

***the letter names of the keys**

***the rhythm of the music**

(see Musical Dimensions 1)

***the names of the dots on the music ladder called the staff**

(see Playing and Reading 2)

NAME OF THE KEYS

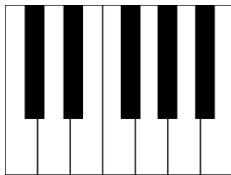
The letter name of the keys on the piano are in the same order as the alphabet. When you get to G, you go back to the beginning

So, ABCDEFGABCDEFGABCDEFG etc



I find it easier to find **D** first as **D** can be found in between the two black notes. Think of the two black notes as a kennel and **Danny Dog** lives in the kennel. If you can find Danny Dog, you can find all the other keys on the piano

Black notes help us to know the names of the white notes. Black notes are grouped in 2s and 3s




THE BLACK NOTES

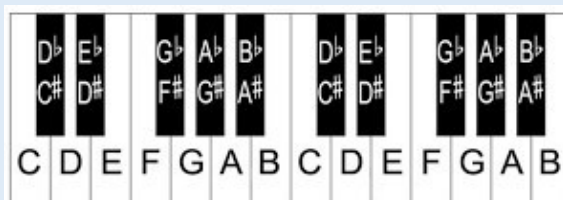
The black keys on the piano or keyboard are called FLATS or SHARPS. In music, a flat has a symbol that looks like a small 'b' and a sharp has a symbol that looks like a hashtag '#'

To find a sharp you play one semitone higher and a flat is one semitone lower

A semitone is a step between the keys. Between C and D on the keyboard, there are 2 semitones. White note C, then black note in between, then white note D



Here are where to find the sharps and flats. A black note has a sharp name and a flat name



HOW QUICKLY CAN YOU FIND THESE KEYS?

DAD, CAB, BED, ACE

EGG, BADGE, GAG

F#, Db, A#, Eb

Inside a real piano, the sound is created when a hammer strikes a string. It is really important not to bash too hard or you will damage what you cannot see



When you start to play the piano, your fingers will be numbered like this



Left Hand

Right Hand