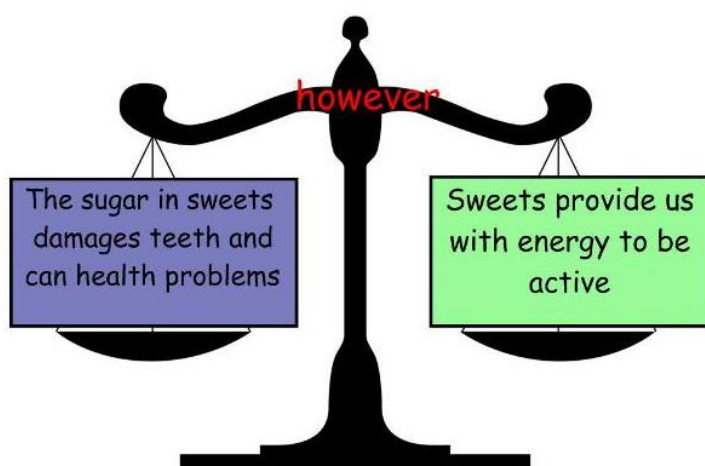


WALT: Write balanced arguments

Over the next two weeks we will be exploring balanced arguments and writing our own text. When writing a balanced argument, you need to think of reasons for and reasons against your topic. You then need some useful 'for and against' words to link the arguments together.

For a balanced argument we have to present both arguments equally



Watch the clip on the Weekly learning plan about how to put together a balanced argument about tourism on Mount Snowdon.

Task 1

Create a table showing the arguments for and against visiting Mount Snowdon based on the ideas discussed in the clip as shown below. The first one has been done for you:




Arguments for visiting Snowdon	Arguments against visiting Snowdon
	The path is getting worn out by so many tourists walking up it.

Task 2

Write a balanced argument about visiting Mount Snowdon. The structure will be as below:

- Paragraph 1: Introduction
- Paragraph 2: Arguments for visiting Mount Snowdon
- Paragraph 3: Arguments against visiting Mount Snowdon
- Paragraph 4: Conclusion - Give your own opinion

Use the success criteria below to help you:

	Balanced Arguments	
	Formal tone	
	Even balance between arguments	
	Correct use of punctuation (capital letters, full stops, commas)	
	Sentences joined using FANBOYS	
	Extra information/detail using ISAWAWABUB	
	Extra information/detail using relative clauses (who, which..)	
	Extra information/detail using parenthesis	
	Adverbials	
	Modal verbs	
	Facts to support arguments	
	Strong cohesion through use of conjunctions and adverbials	
	Full range of year 6 vocabulary	
	Full range of year 6 punctuation	

Conjunctive Adverbs

A conjunctive adverb connects two independent clauses.

Cause or effect	Sequence	Time	Contrast
Therefore Hence Accordingly Then Thus	Next Furthermore In addition Finally Moreover	Before Meanwhile Now Since Lately	However Instead Rather In spite of
Emphasis	Summarize	Illustrate	Comparison
Indeed Of course Certainly	Finally In conclusion In summary	For example Namely For instance	Also Likewise Similarly

When you have completed the task please carefully edit and proof read it.