




3D Room

Your challenge this week is to design your own 3D room. It can be based on an actual room in your house, or you can use your imagination. Have a look at the video below. In this clip, a single piece of card is used. If you can, try to use a single piece of card so that you can construct the room in the way that is demonstrated. The room does not need to be the same size as the example and you could always use existing boxes, like cereal boxes if you're having difficulty.

<https://www.bbc.co.uk/teach/class-clips-video/design-and-technology-ks1-ks2-making-a-3d-model-of-a-room/zfr2d6f>



Don't worry about using a protractor if you haven't got one, as long as the cut is at an angle. We look forward to seeing pictures of your results!