




# Chesswood Junior School – Daily Learning – Year 3 – 11.01.21



Subject	Activity	Resources/Links	House Points
Maths	<b>Starter board:</b> Answer the questions using a written method (10 mins)	<a href="#">Click here to view today's Starter Board and answers</a>  <a href="#">Click here to find helpful video tutorials if you're struggling with today's questions</a>  <a href="#">Click here to view the school calculation progression to help you if needed</a>	15
	<b>Turbo Maths:</b> <a href="#">Click here for a burst of turbo maths fun!</a>	<a href="#">Click here for a burst of turbo maths fun!</a>	10
	<b>Task:</b> Activity: Multiply 2 digits by 1-digit – exchange <a href="#">Click here to find a helpful video on today's learning.</a>  Watch the video guidance to support you as you work through the lesson using the <b>activities</b> which can be found beside the video on the right-hand side.  Once you have completed the questions in the activity booklet, check the answers to see how you did.  <b>Go the extra mile by reasoning at least 3 of your answers!</b>	<b>Video:</b>  WATCH THIS VIDEO  <a href="#">Click here to view today's activities and answers.</a>  <a href="#">Click here to watch some further videos for help using the partitioning grid method.</a>  <a href="#">Click here to view our support for Maths at home if you need some help.</a>  <a href="#">Click here for a selection of useful websites and links for Maths.</a>	20
	<b>IXL:</b> 3 CC.6 Multiplication tables up to 10 CC.10 Multiply a 1-digit number by a 2 digit number, CC.12 Multiplication word problems: find the missing factor <b>If you are stuck, please try Year 2:</b> Y4 Multiply by 10 Y8 Multiplication word problems	<a href="#">Click here to visit Year 3 IXL</a>  <a href="#">Click here to visit Year 2 IXL</a>	10



# Chesswood Junior School – Daily Learning – Year 3 – 11.01.21



	<p><b>If you are really stuck, please try Year 1:</b> Z1 Count equal groups, Z2 Identify multiplication expressions for equal groups</p> <p><b>Please make sure you have logged in before you start attempting tasks!</b></p>	<a href="#">Click here to visit Year 1 IXL</a>	
	<p><b>Numbots:</b> If your teacher has told you to play Numbots, please play Numbots for 10 minutes. Use your TT rockstars login.</p> <p><b>Please make sure you have logged in before you start attempting tasks!</b></p>	<a href="#">Click here to visit the Numbots website</a>	10
	<p><b>TT Rock Stars:</b> Play <b>Garage</b> as normal. (10 mins)</p> <p><b>Please make sure you have logged in before you start attempting tasks!</b></p> <p><i>Please note: On Friday you will play <b>Studio</b> ten times: Can you keep your accuracy above 90% while answering questions as quickly as you can?</i></p>	<a href="#">Click here to visit the TT Rock Stars website</a>	10
Reading	<p><b>Reading for pleasure:</b> Read your reading book for <b>30 minutes</b>. Take the AR quiz when finished – remember to look back in the book to help you!</p> <p>Activity: Multiply 2 digits by 1-digit - exchange</p>	<a href="#">Click here to visit the AR website so you take your quiz!</a>	20
	<p><b>Comprehension: ‘An Interview with Andy Seed’ (30 mins)</b></p> <p>Read the text and then answer the 7 questions. Remember, you should be able to find the answers in the text. Be really careful when copying spellings from the text! If the question is asking what you think, remember to use clues in the text and what you already know to help you.</p> <p>Once you’ve given it your best shot, mark your work using the answer sheet.</p>	<p><a href="#">Text and questions</a></p> <p><a href="#">Answers</a></p>	20
Writing	<p><b>Nasty writing:</b> Conjunctions</p>	<a href="#">Nasty Writing Activities</a>	10
	<p><b>Weekly Task:</b> (45 mins daily)</p> <p>Follow the flipchart to identify the main features of a fable.</p>	<p><a href="#">Lesson Slides</a></p> <p><a href="#">Fable Activity</a></p>	20
	<p><b>Turbo SpAG: Coordinating Conjunctions</b></p> <p><b>Watch the videos and complete at least activity one</b>, feel free to complete more activities (further down the page) if you have time!</p>	<a href="#">Turbo SPAG Task</a>	10
	<p><b>Handwriting:</b> Write your spelling words out 3-5 times each in your neatest, joined up handwriting. Focus on using leading in strokes, the size of your letters with your ascenders being taller than the lowercase letters and descenders going underneath the line. (10 mins)</p>	<a href="#">Additional handwriting support resources</a>	10
	<p><b>Spellings:</b> (15 mins)</p> <p>Today chose your favourite method from our Tic Tac toe grid to practise your spelling words from. Test: <b>Tomorrow! Tuesday 12<sup>th</sup> January</b></p>	<a href="#">Additional spelling support resources</a>	15



# Chesswood Junior School – Daily Learning – Year 3 – 11.01.21




• Practice spellings using a method I use in class. *Tick once I can spell a word.*

Bronze		Silver		Gold		Platinum	
fruit	Tick	complete	Tick	experiment	Tick	particular	Tick
group	Tick	decide	Tick	mention	Tick	separate	Tick
guard	Tick	naughty	Tick	hair	Tick	chair	Tick
air	Tick	pair	Tick	fair	Tick	tear	Tick
bear	Tick	pear	Tick	wear	Tick	bare	Tick
dare	Tick	care	Tick	share	Tick	scared	Tick

Week 14/15  
High Frequency  
words 5

in  
are  
as  
back  
by  
he



**IXL: Year 3 English – Focus on P.6, P.7, P.8**

If you have completed these already master 3 new skills that you have not yet completed.

(15 mins)

**Please make sure you have logged in before you start attempting tasks!**

[Click here to visit the English IXL website.](#)

10

PE

Introducing the Chesswood Junior School 20/21 Fitness Challenge! Click on the link on the right for more information – there are some ideas on the link, or you could use the Joe Wicks workout below to help you!

[Chesswood 2021 Fitness Challenge](#)

10







# Chesswood Junior School – Daily Learning – Year 3 – 11.01.21




	The Body Coach Workout – Joe Wicks is back with his fantastic, fun workouts, starting this morning at 9am. <a href="#">Check out his You Tube channel by clicking here.</a> (30 mins)		
PSHE	PSHE: Changing our mindset My Achievements and my goals. Think about what you have achieved last year and what you would like to achieve in the coming years – remember to aim high! Share your achievements and goals by completing the task sheet.	<a href="#">Click here to watch a video about mindset</a> <a href="#">Click here to view the task for today's PSHE.</a>	10
French	Log in to practice on Duolingo. Try to earn 10 XP today. Look out for the new Top Tens in your class pages for Duolingo practice! Lots of house points to be earned for super French language learning. (10 mins) <b>Please make sure you have logged in before you start attempting tasks!</b>	<a href="#">Click here to visit the Duolingo website for schools.</a>	10
Science	<b>Weekly task</b> We are going to investigate friction and how different materials can cause different amounts of friction. You are going to investigate friction, carry out an experiment and then record your results. Good luck scientists!	<a href="#">Friction investigation lesson</a> <a href="#">Friction experiment guide</a> <a href="#">Planning/Variables sheet</a> <a href="#">Results and conclusions</a>	20
RE	<b>Hinduism Part 1</b> How can Brahman be everywhere and in everything? Understanding of how you can be more than one thing to different people.  Make a cube to represent everything that is inside you.	<a href="#">Lesson Slides</a> <a href="#">Activity 1: Cube Template</a>	10
	<b>Hinduism Part 2</b> What do Hindu's believe? Follow the flipchart and watch the video links to gain a better understanding.  Write examples of how the different aspects of Hindu Gods relate to our Bright Sparks code.	<a href="#">Lesson Slides</a> <a href="#">Hinduism Knowledge Organiser</a> <a href="#">What is Hinduism?</a> <a href="#">A Hindu Creation story</a> <a href="#">Activity 2: Hindu Gods Cards Matching Activity</a>	20



		<a href="#">Activity 3: Values of Hindu Gods and links to our Bright Sparks Code</a>	
DT	<p><b>'Get Set to Eat Fresh' DT COMPETITION! – GOOD LUCK!</b></p> <p><b>Can you create a recipe for Team GB?</b></p> <p>If you are chosen as a winner in your age category, you could win an <b>exclusive Team GB goody bag, £50 in Aldi vouchers, a certificate</b>, and your recipe will join Aldi's collection of Taste Kitchen recipes – featuring on both the Aldi and Get Set to Eat Fresh sites and Chesswood could also receive £200 in Aldi vouchers and a bag of fresh produce!</p> <p>If you are selected as the one overall winner – selected by Aldi Athlete Ambassadors – you will additionally receive <b>a piece of money-can't-buy Team GB Tokyo 2020 signed merchandise and have your recipe featured on a full or double page spread of an Aldi leaflet!</b></p> <p><b><u>So, what do you need to do?</u></b> Create and write a recipe, including ingredients, instructions, a description for the recipe, and a short paragraph to explain how the recipe is inspired by Team GB. - <b>See the <a href="#">overview</a> attached for full details.</b></p> <p><b>Key points worth remembering:</b></p> <ul style="list-style-type: none"> <li>• All recipes should include at least two fruits or vegetables.</li> <li>• Entrants must include a photograph of themselves with their finished dish.</li> <li>• Submit your recipe using the Taste Kitchen Challenge <a href="#">Recipe Sheet</a> and <a href="#">Cover Sheet</a> completed by a parent/carer or teacher.</li> <li>• Entries should be sent to: <a href="mailto:info@getseateatfresh.co.uk">info@getseateatfresh.co.uk</a></li> <li>• A winner will be chosen in each of the following age groups: 5–7, 7–11 and 11–14.</li> <li>• Competition deadline: Friday 12 February 2021</li> <li>• All entrants receive 50HP just for entering!</li> </ul> <p>Full terms and conditions can be found here: <a href="http://www.getseateatfresh.co.uk/about/tastekitchen-termsandconditions">www.getseateatfresh.co.uk/about/tastekitchen-termsandconditions</a></p>	<p><a href="https://getseateatfresh.co.uk/resources/tastekitchenchallenge">https://getseateatfresh.co.uk/resources/tastekitchenchallenge</a></p> <p>11.01.21 - <a href="#">Overview</a>  11.01.21 - <a href="#">PowerPoint</a>  11.01.21 - <a href="#">Recipe sheet PDF</a>  11.01.21 - <a href="#">Cover sheet PDF</a></p> <p><b>Competition deadline: Friday 12<sup>th</sup> February 2021</b></p>    	



<b>Computing</b>	<p><b>Weekly task:</b></p> <p>We have a computer program to help with our times tables but there is a bug in it! I wonder if anyone in Year 3 can fix it for us?</p> <p>Send in your ways to fix the program! We need your help!</p>	<p><a href="#">Click here to view this week's Computing lesson.</a></p> <p><b>Click on the image below to visit the computer program.</b></p>  <p><a href="#">Click here to view the knowledge organiser - We Are Bug Fixers</a></p>	10
------------------	--	---	----

Keep track of the house points you earn each day, collect and record these yourselves, we trust you to be honest!

Remember to let your teachers know what you have done – email photos or videos.