



# Chesswood Junior School – Daily Learning – Monday 11.1.2021






Subject	Activity	Resources/Links	House Points
Maths	Starter Boards: Remember to mark your work – use a calculator to check.	<a href="#">4 Operations</a>	10
	<b>Task:</b> White Rose Maths. <b>Lesson1 – Numbers to 1 Million.</b>  Watch the video on how to do this. Complete the activity. Mark using the answers. If you cannot print, write/draw the answers in a work book, before checking.  <b>Extension:</b> Answer the new set of questions focussing on your reasoning.	<a href="#">Maths daily questions</a> <a href="#">Extension questions</a> <a href="#">Maths daily questions answers 1</a> <a href="#">Maths daily questions answers 2</a> White Rose videolink - <a href="https://vimeo.com/454736610">https://vimeo.com/454736610</a>	20
	IXL: Year 5 maths – <b>Number Sense A.2</b> and <b>A.3</b>  <b>TT Rock Stars:</b> Play <b>Soundcheck</b> five times: you have 6 seconds per question – let the screen count down and the next question will appear. The aim is for accuracy not speed – can you score 25 out of 25? <b>Extension:</b> Play <b>Gig</b> to set the tables you need to practice. If you have finished all the levels on Gig, <b>Garage</b> will play as normal.  <b>Numbots:</b> If you have been told by your teacher to go onto Numbots, please continue for 20 minutes a day.	<a href="https://uk.ixl.com/">https://uk.ixl.com/</a>  <a href="https://ttrockstars.com/">https://ttrockstars.com/</a>  <a href="https://play.numbots.com/#/intro">https://play.numbots.com/#/intro</a>	10
	Turbo Maths: Work through the <b>Number line to 10,000</b> bitesize article	<a href="https://www.bbc.co.uk/bitesize/articles/zngvp4j">https://www.bbc.co.uk/bitesize/articles/zngvp4j</a>	10
Reading	Read your reading book for 30 minutes. Take the AR quiz when finished.	<a href="http://ar.chesswood.org.uk">http://ar.chesswood.org.uk</a>	10
	Pick a task from the reading grid and apply it to your own reading book (or another if necessary).	<a href="#">Reading comprehension</a> <a href="#">Reading comprehension answers</a> <a href="#">Reading Activity Grid</a>	20
Writing	Nasty Writing: Fronted adverbials for cohesion. We are focussing on adding fronted adverbials to the start of our sentences to help them flow and make sense. Can you create your own sentences using fronted adverbials? Use the Twinkl word mat to help you if you'd like and watch the BBC Bitesize video.	<a href="#">Nasty Writing A4 sheet</a> Mrs Hossin daily English video Twinkl Fronted Adverbial word mat <a href="https://www.bbc.co.uk/bitesize/articles/zmwgsk7">https://www.bbc.co.uk/bitesize/articles/zmwgsk7</a>	10
	Task: Today you are writing the rest of the biography draft, using your plan from last week. Use the success criteria to help you include the features needed. Remember to include your sub-headings, write in chronological order and make it engaging. Look at the BBC bitesize link all about biographies!	<a href="#">Mrs Hossin daily English introduction video</a> <a href="#">Writing lesson slides</a> <a href="#">Completed table to use as plan.</a> <a href="#">Fronted adverbial sheet.</a> <a href="#">Success criteria</a>	20



# Chesswood Junior School – Daily Learning – Monday 11.1.2021



		<a href="https://www.bbc.co.uk/bitesize/articles/zbi3sk7">https://www.bbc.co.uk/bitesize/articles/zbi3sk7</a>	
	IXL: Year 5 English – F.6, F4, F3, F5		10
	Spellings: This is week 2 out of 2 to learn these. Task: pick an activity from the tic-tac-toe grid to help you learn your spellings.	Innocent, innocence, confident, confidence, obedient, obedience, frequent, frequency, independent, independence <a href="#">Week 1 &amp; 2 Spellings</a> <a href="#">Spelling Tic Tac Toe Grid</a>	10
PE	 <p>It's a New Year but we are back in Lockdown 3.0, so the PE team are challenging you to do <b>20 DAYS</b> of exercise for at least <b>21 MINUTES A DAY</b> #2021, its simple:</p> <p><b>CHOOSE YOUR EXERCISE</b> (This could be Running, Cycling, Yoga, Walking, Fitness some ideas on the reverse)</p> <p><b>CHOOSE YOUR LOCATION</b> (This can be inside or outside however remain safe)</p> <p><b>PARTICIPATE FOR AT LEAST 21 MINUTES</b> each day (This can be done in split parts if you want too)</p> <p><b>RECORD</b> Your Daily Exercises—Colour in the day number if you have successfully completed the exercise time</p> <p><b>CREATIVE</b> We will also put some ideas for daily exercise on Twitter too to help you.</p> <p><b>START</b> Monday 11th January try to exercise as much as you can!</p> <p>On your journey share your efforts (photos / video clips) with us and lets see how active we can be?</p> <p>Email: <a href="mailto:sport@chesswood.w-sussex.sch.uk">sport@chesswood.w-sussex.sch.uk</a>  <a href="#">@CHESSWOODSCHOOL</a> #STAYACTIVE #20/21</p>	Coming to a living room, bedroom, hall or spare room near you on MONDAY!	20
PSHE	Watch Newsround to keep up with current affairs	<a href="https://www.bbc.co.uk/newsround/news/watch_newsround">https://www.bbc.co.uk/newsround/news/watch_newsround</a>	10
French	Try to earn 10 XP on duolingo today, continuing from where you got to previously.	<a href="https://schools.duolingo.com/">https://schools.duolingo.com/</a>	10
D.T.	Please choose 1 task from either the DT Challenge task sheet or the DT Home Cooking task sheet.	<a href="#">DT Challenge task sheet</a> <a href="#">DT Home Cooking task sheet</a>	20
Computing	 <p>Watch this video of these famous (and very rich!) people talking about coding and then have a look at the website. Yr 5 is equivalent to 4th Grade in America, but feel free to look at other age ranges, depending on your confidence.</p>	<a href="https://www.youtube.com/watch?v=dU1xS07N-FA&amp;feature=emb_rel_end">https://www.youtube.com/watch?v=dU1xS07N-FA&amp;feature=emb_rel_end</a>  <a href="https://hourofcode.com/uk/learn">https://hourofcode.com/uk/learn</a>	20
Science	 <p>Watch the video to find out how levers (you say lee-vers) work before investigating what you can lift using a ruler and pencil.</p>	<a href="https://www.youtube.com/watch?v=lueqE0lxLyc">https://www.youtube.com/watch?v=lueqE0lxLyc</a> <a href="#">What is a Lever   How Does a Lever Work   DK Find Out</a> <a href="#">Science kids: Simple machines lever experiment - Bing video</a> (Example)	20
Weekly Competition / Challenge			
Coming soon!			

Remember to let your teachers know what you are doing