




Chesswood Junior School – Daily Learning – Year 3 – 12.01.20



Subject	Activity	Resources/Links	House Points	Tick ✓
Maths	Starter board: Answer the questions using a written method (10 mins)	Click here to view today's Starter Board and answers Click here to find helpful video tutorials if you're struggling with today's questions Click here to view the school calculation progression to help you if needed	15	
	Turbo Maths: Click here for a burst of turbo maths fun!	Click here for a burst of turbo maths fun!		
	Task: Multiply 2 digits by 1-digit Please find the activity and answers on the Year 3 Daily Learning page. View the video by going to: Spr3.2.2 - Multiply 2-digits by 1-digit (2) on Vimeo Watch the video guidance to support you as you work through the lesson using the activity booklet which can be found beside the video on the right-hand side. Once you have completed the questions in the activity booklet, use the answers PDF to see how well you did! Tip: Pause the video while you work in the booklet so you don't miss the next part! You can also play the video more than once and rewind it if you miss part or want to hear a small part multiple times until you fully understand. USE THE GRID METHOD TO HELP YOU SOLVE THE MULTIPLICATIONS Go the extra mile by reasoning at least 3 of your answers!	Video: Spr3.2.2 - Multiply 2-digits by 1-digit (2) on Vimeo  Click here to view today's activities. Click here to view today's answers. Click here to watch some further videos for help using the partitioning grid method. Click here to view our support for Maths at home if you need some help. Click here for a selection of useful websites and links for Maths.	20	
	Reasoning: Fancy an extra challenge? Try the reasoning questions!	Reasoning Questions and Answers		
	IXL: Year 3 CC.9 Multiplication facts up to 12: find the missing factor, CC.10 Multiply a one digit number by a 2 digit number, CC.14 Multiplication input/output tables	Click here to visit Year 3 IXL Click here to visit Year 2 IXL	10	



Chesswood Junior School – Daily Learning – Year 3 – 12.01.20



	<p>If this is too tricky, try Year 2: X.4 Relate addition and multiplication for equal groups, X.5 Identify multiplication sentences for arrays, X.7 Make arrays to model multiplication.</p> <p>If this is still too tricky, try Year 1: Z.4 identify multiplication expressions for arrays, Z.5 Write multiplication sentences for arrays</p> <p>Please make sure you have logged in before you start attempting tasks!</p>	Click here to visit Year 1 IXL		
	<p>Numbots: If your teacher has told you to play Numbots, please play Numbots for 10 minutes. Use your TT rockstars login.</p> <p>Please make sure you have logged in before you start attempting tasks!</p>	Click here to visit the Numbots website	10	
	<p>TT Rock Stars: Play Garage as normal. (10 mins)</p> <p><i>Please note: On Friday you will play Studio ten times: Can you keep your accuracy above 90% while answering questions as quickly as you can?</i></p> <p>Please make sure you have logged in before you start attempting tasks!</p>	Click here to visit the TT Rock Stars website	10	
Reading	<p>Reading for pleasure: Read your reading book for 30 minutes. Take the AR quiz when finished – remember to look back in the book to help you!</p>	Click here to visit the AR website so you can take your quiz!	20	
	<p>Task: 'Ice Palace' by Robert Swindells. Pg. 20-42.</p> <p>Ivan is experiencing so many emotions alone in the forest. Write a diary entry about how he is feeling. Imagine that you are Ivan and that you are the one in the vast, cold forest. Make this as creative as you can using your inference skills.</p>	<p>Click here to watch Mr Harney reading pages 20-42 of the Ice Palace</p> <p>Click here for a task based on today's reading!</p>	20	
Writing	<p>Nasty writing: Adverbs of Manner</p>	Nasty Writing Activities	10	
	<p>Daily Task: (45 mins daily)</p> <p>Follow the flipchart to understand the features of a fable then sequence one.</p>	<p>Lesson Slides</p> <p>Fable Text: The Dog and His Reflection</p> <p>Fable Mountain Planner</p>	20	
	<p>Turbo SpaG: Adverbs</p> <p>Watch the videos and complete at least activity one, feel free to complete more activities (further down the page) if you have time!</p>	Turbo SPAG Task	10	
	<p>Handwriting: Write your spelling words out 3-5 times each in your neatest, joined up handwriting. Focus on using leading in strokes, the size of your letters</p>	Additional handwriting support resources	10	



with your ascenders being taller than the lowercase letters and descenders going underneath the line. (10 mins)

Spellings: (15 mins) **Test: Today! Ask a parent/older sibling to test you on your spelling words.**

Send your teacher your score!

Finished the test - Practise the ones you got wrong with your favourite tic-tac-toe method.

Got them all correct? Amazing! Well done. Write some sentences to show you know the meaning of these words. If you don't, use this time to find the definitions in a dictionary!

• Practice spellings using a method I use in class. Tick once I can spell a word.							
Bronze		Silver		Gold		Platinum	
fruit	Tick	complete	Tick	experiment	Tick	particular	Tick
group	Tick	decide	Tick	mention	Tick	separate	Tick
guard	Tick	naughty	Tick	hair	Tick	chair	Tick
air	Tick	pair	Tick	fair	Tick	tear	Tick
bear	Tick	pear	Tick	wear	Tick	bare	Tick
dare	Tick	care	Tick	share	Tick	scared	Tick

Week 14/15

High Frequency words 5

in

are

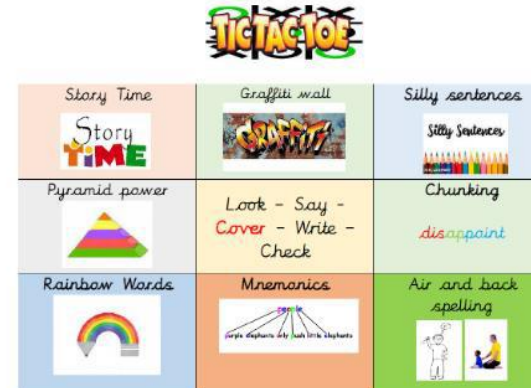
as

back

by

he

[Additional spelling support resources](#)



15



Chesswood Junior School – Daily Learning – Year 3 – 12.01.20



	IXL: Year 3 English – Focus on Q.1, Q.2 If you have completed these already master 3 new skills that you have not yet completed. (15 mins) Please make sure you have logged in before you start attempting tasks!	Click here to visit the English IXL website.	10	
PE	Introducing the Chesswood Junior School 20/21 Fitness Challenge! Click on the link on the right for more information – there are some ideas on the link.	Chesswood 2021 Fitness Challenge	10	
PSHE	Watch Newsround to keep up with current affairs. (5 mins)	Click here to watch the latest Newsround	10	
French	Log in to practice on Duolingo. Try to earn 10 XP today. Look out for the new Top Tens in your class pages for Duolingo practice! Lots of house points to be earned for super French language learning. (10 mins) Please make sure you have logged in before you start attempting tasks!	Click here to visit the Duolingo website for schools.	10	
Science	Weekly task We are going to investigate friction and how different materials can cause different amounts of friction. You are going to investigate friction, carry out an experiment and then record your results. Good luck scientists!	Friction investigation lesson Friction experiment guide Planning/Variables sheet Results and conclusions	20	
RE	Hinduism Part 1 How can Brahman be everywhere and in everything? Understanding of how you can be more than one thing to different people. Make a cube to represent everything that is inside you.	Lesson Slides Activity 1: Cube Template	10	



	<p>Hinduism Part 2</p> <p>What do Hindu's believe? Follow the flipchart and watch the video links to gain a better understanding.</p> <p>Write examples of how the different aspects of Hindu Gods relate to our Bright Sparks code.</p>	<p>Lesson Slides</p> <p>Hinduism Knowledge Organiser</p> <p>What is Hinduism?</p> <p>A Hindu Creation story</p> <p>Activity 2: Hindu Gods Cards Matching Activity</p> <p>Activity 3: Values of Hindu Gods and links to our Bright Sparks Code</p>	20	
--	---	---	----	--



Chesswood Junior School – Daily Learning – Year 3 – 12.01.20



DT

'Get Set to Eat Fresh' DT COMPETITION! – GOOD LUCK!

Can you create a recipe for Team GB?

If you are chosen as a winner in your age category, you could win an **exclusive Team GB goody bag, £50 in Aldi vouchers, a certificate**, and your recipe will join Aldi's collection of Taste Kitchen recipes – featuring on both the Aldi and Get Set to Eat Fresh sites and Chesswood could also receive £200 in Aldi vouchers and a bag of fresh produce!

If you are selected as the one overall winner – selected by Aldi Athlete Ambassadors – you will additionally receive **a piece of money-can't-buy Team GB Tokyo 2020 signed merchandise** and **have your recipe featured on a full or double page spread of an Aldi leaflet!**

So, what do you need to do? Create and write a recipe, including ingredients, instructions, a description for the recipe, and a short paragraph to explain how the recipe is inspired by Team GB. - See the [overview](#) attached for full details.

Key points worth remembering:

- All recipes should include at least two fruits or vegetables.
- Entrants must include a photograph of themselves with their finished dish.
- Submit your recipe using the Taste Kitchen Challenge [Recipe Sheet](#) and [Cover Sheet](#) completed by a parent/carer or teacher.
- Entries should be sent to: info@getseateatfresh.co.uk
- A winner will be chosen in each of the following age groups: 5–7, 7–11 and 11–14.
- Competition deadline: Friday 12 February 2021
- All entrants receive 50HP just for entering!

Full terms and conditions can be found here: www.getseateatfresh.co.uk/about/tastekitchen-termsandconditions

<https://getseateatfresh.co.uk/resources/tastekitchenchallenge>

11.01.21 - [Overview](#)

11.01.21 - [PowerPoint](#)

11.01.21 - [Recipe sheet PDF](#)

11.01.21 - [Cover sheet PDF](#)

Competition deadline:
Friday 12th February 2021



Computing

Weekly task:

We have a computer program to help with our times tables but there is a bug in it! I wonder if anyone in Year 3 can fix it for us?

Send in your ways to fix the program! We need your help!

[Click here to view this week's Computing lesson.](#)

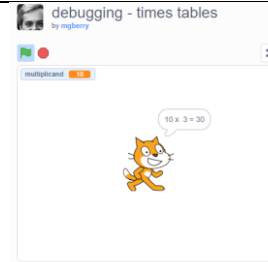
Click on the image below to visit the computer program.

20

10



Chesswood Junior School – Daily Learning – Year 3 – 12.01.20



[Click here to view the knowledge organiser - We Are Bug Fixers](#)

Keep track of the house points you earn each day, collect and record these yourselves, we trust you to be honest!

Remember to let your teachers know what you have done – email photos or videos.