




Subject	Activity	Resources/Links	House Points	Tick <input type="checkbox"/>
Maths	Starter board: Answer the questions using a written method (10 mins)	Click here to view today's Starter Board and answers Click here to find helpful video tutorials if you're struggling with today's questions Click here to view the school calculation progression to help you if needed	15	
	Turbo Maths: Click here for a burst of Turbo Maths fun!	Click here for a burst of Turbo Maths fun!	5	
	<p>Task: Divide 2-digits by 1 digit part 2</p> <p>Please find the activity and answers in the links on the righthand of the page.</p> <p>View the video by going to: Spr3.2.4 - Divide 2-digits by 1 digit (2) on Vimeo</p> <p>Watch the video guidance to support you as you work through the lesson using the activity booklet which can be found underneath the video on the right-hand side.</p> <p>Once you have completed the questions in the activity booklet, use the answers PDF to see how well you did!</p> <p>Extra Fluency</p> <p>If you would like some extra practice of today's method, please practice this method using the fluency questions underneath the activity and answers. B is one and two chillies. C is three chillies. These questions will be available for a few days so don't panic if you can't attempt or complete these today! 😊</p> <div data-bbox="248 1123 703 1474"> <p>Calculation at Chesswood</p> <p>Division 2</p> <p>Number Line in chunks</p> <p>What jumps of 8 can you make on the number line towards 56? $5 \times 8 = 40$ would be good! Now a jump of $2 \times 8 = 16$ would take you to 56.</p> <p>$56 \div 8 =$</p> <p>Use a number line to do this.</p> <p>$5 \times 8 = 40$ $2 \times 8 = 16$</p> <p>0 40 56</p> <p>Add 5 and 2 = 7.</p> <p>$56 \div 8 = 7$</p> </div> <div data-bbox="725 1134 1207 1482"> <p>Answer questions 1 to 8 from set B or set C.</p> <p>Use the 'number line in chunks' guide to help you.</p> <p>Click on the image to watch a video guide for this method.</p> </div>	<p>Video: Spr3.2.4 - Divide 2-digits by 1 digit (2) on Vimeo</p>  <p>Click here to view today's activities.</p> <p>Click here to view today's answers.</p> <p>Click here to view the extra fluency questions.</p> <p>Click here to view the extra fluency answers.</p> <p>Click here to view our support for Maths at home if you need some help.</p> <p>Click here for a selection of useful websites and links for Maths.</p> <p>Click here to watch some further videos for help using the number line in chunks method</p>	20	




Chesswood Junior School – Daily Learning – Year 3 – 14.01.21



	<p>Tip: Pause the video while you work in the booklet so you don't miss the next part! You can also play the video more than once and rewind it if you miss part or want to hear a small part multiple times until you fully understand.</p> <p>Go the extra mile by reasoning at least 3 of your answers!</p>			
	<p>Reasoning: Fancy an extra challenge? Try the reasoning questions!</p>	Reasoning Questions and Answers	15	
	<p>IXL: Year 3 EE.3 divide by 3 EE.5 divide by 5 , EE.10 Divide by 10 If this is too tricky, try Year 2: AA.6 Division facts for 2, 5, 10: true or false? If Year 2 is too tricky, try Year 1: AA.1 Divide by counting equal groups, AA.2 Write division sentences for equal groups. Please make sure you have logged in before you start attempting tasks!</p>	<p>Click here to visit Year 3 IXL</p> <p>Click here to visit Year 2 IXL</p> <p>Click here to visit Year 1 IXL</p>	10	
	<p>Numbots: If your teacher has told you to play Numbots, please play Numbots for 10 minutes. Use your TT rockstars login. Please make sure you have logged in before you start attempting tasks!</p>	Click here to visit the Numbots website	10	
	<p>TT Rock Stars: Play Garage as normal. (10 mins) Please note: On Friday you will play Studio ten times: Can you keep your accuracy above 90% while answering questions as quickly as you can? Please make sure you have logged in before you start attempting tasks!</p>	Click here to visit the TT Rock Stars website	10	
Reading	<p>Reading for pleasure: Read your reading book for 30 minutes. Take the AR quiz when finished – remember to look back in the book to help you!</p>	Click here to visit the AR website so you take your quiz!	20	
	Comprehension:	No task today		
	Task:	No task today		
Writing	<p>Nasty writing: Prepositions</p>	<p>Nasty Writing Activities (It says Wednesday on the slide – don't worry, this is the right one!) Click here to watch Miss Howard talk you through today's Nasty Writing. Don't worry about the lighting – the board gets clearer when Miss Howard is teaching from it 😊</p>	10	
	<p>Daily Task: (45 mins daily) Follow the flipchart to write the beginning of a fable, focussing on setting.</p>	<p>Lesson Slides Click here to watch Miss Howard talk you through today's task. Don't worry about the lighting – the board gets clearer when Miss Howard is teaching from it 😊</p>	20	



	<p>Turbo SpaG: Prepositions</p> <p>Watch the videos and complete at least activity one, feel free to complete more activities (further down the page) if you have time!</p>	<p>Turbo SPAG Task</p>	10																																																																
	<p>Handwriting: Write your spelling words out 3-5 times each in your neatest, joined up handwriting. Focus on using leading in strokes, the size of your letters with your ascenders being taller than the lowercase letters and descenders going underneath the line. (10 mins)</p>	<p>Additional handwriting support resources</p>	10																																																																
	<p>Spellings: (15 mins) Choose the same two levels as you were practicing last week. Use Air and Back to practise your spellings. Write the words in the Air or on someone's Back – can they guess what you are spelling?</p> <p>Test: 26/01/21</p> <table><tr><td colspan="8">• Practice spellings using a method I use in class. <i>Tick once I can spell a word.</i></td></tr><tr><td colspan="2">Bronze</td><td colspan="2">Silver</td><td colspan="2">Gold</td><td colspan="2">Platinum</td></tr><tr><td>guide</td><td>Tick</td><td>different</td><td>Tick</td><td>recent</td><td>Tick</td><td>February</td><td>Tick</td></tr><tr><td>heard</td><td>Tick</td><td>popular</td><td>Tick</td><td>opposite</td><td>Tick</td><td>busy</td><td>Tick</td></tr><tr><td>heart</td><td>Tick</td><td>perhaps</td><td>Tick</td><td>dismiss</td><td>Tick</td><td>business</td><td>Tick</td></tr><tr><td>dislike</td><td>Tick</td><td>disagree</td><td>Tick</td><td>disappoint</td><td>Tick</td><td>disappear</td><td>Tick</td></tr><tr><td>mislead</td><td>Tick</td><td>misbehave</td><td>Tick</td><td>misspell</td><td>Tick</td><td>misplace</td><td>Tick</td></tr><tr><td>incorrect</td><td>Tick</td><td>inactive</td><td>Tick</td><td>incomplete</td><td>Tick</td><td>indestructible</td><td>Tick</td></tr></table> <div><div>Spring 1 Weeks 2 and 3 High Frequency words</div><div>up no from day had mum</div></div>	• Practice spellings using a method I use in class. <i>Tick once I can spell a word.</i>								Bronze		Silver		Gold		Platinum		guide	Tick	different	Tick	recent	Tick	February	Tick	heard	Tick	popular	Tick	opposite	Tick	busy	Tick	heart	Tick	perhaps	Tick	dismiss	Tick	business	Tick	dislike	Tick	disagree	Tick	disappoint	Tick	disappear	Tick	mislead	Tick	misbehave	Tick	misspell	Tick	misplace	Tick	incorrect	Tick	inactive	Tick	incomplete	Tick	indestructible	Tick	<p>Additional spelling support resources</p> <div><p>Air and back spelling</p></div>	15
• Practice spellings using a method I use in class. <i>Tick once I can spell a word.</i>																																																																			
Bronze		Silver		Gold		Platinum																																																													
guide	Tick	different	Tick	recent	Tick	February	Tick																																																												
heard	Tick	popular	Tick	opposite	Tick	busy	Tick																																																												
heart	Tick	perhaps	Tick	dismiss	Tick	business	Tick																																																												
dislike	Tick	disagree	Tick	disappoint	Tick	disappear	Tick																																																												
mislead	Tick	misbehave	Tick	misspell	Tick	misplace	Tick																																																												
incorrect	Tick	inactive	Tick	incomplete	Tick	indestructible	Tick																																																												







Chesswood Junior School – Daily Learning – Year 3 – 14.01.21



	IXL: Year 3 English – Focus on R.1, R.2, R.3 If you have completed these already master 3 new skills that you have not yet completed. (15 mins) Please make sure you have logged in before you start attempting tasks!	Click here to visit the English IXL website.	10	
PE	Introducing the Chesswood Junior School 20/21 Fitness Challenge! Click on the link on the right for more information – there are some ideas on the link. Why not try Sock Boccia – it's great fun!	Chesswood 2021 Fitness Challenge Click here to find out about Sock Boccia! Click here to view the PE Support at Home page – this has lots of other tips for PE activities at home. Click here to view PE knowledge organisers.	10	
PSHE	Watch Newsround to keep up with current affairs. (5 mins)	Click here to watch the latest Newsround	10	
French	Log in to practice on Duolingo. Try to earn 10 XP today. Look out for the new Top Tens in your class pages for Duolingo practice! Lots of house points to be earned for super French language learning. (10 mins) Please make sure you have logged in before you start attempting tasks!	Click here to visit the Duolingo website for schools.	10	
Science	Weekly task We are going to investigate friction and how different materials can cause different amounts of friction. You are going to investigate friction, carry out an experiment and then record your results. Good luck scientists!	Friction investigation lesson Friction experiment guide Planning/Variables sheet Results and conclusions	20	
RE	Hinduism Part 1 How can Brahman be everywhere and in everything? Understanding of how you can be more than one thing to different people. Make a cube to represent everything that is inside you.	Lesson Slides Activity 1: Cube Template	10	




	<p>Hinduism Part 2</p> <p>What do Hindu's believe?</p> <p>Follow the flipchart and watch the video links to gain a better understanding.</p> <p>Write examples of how the different aspects of Hindu Gods relate to our Bright Sparks code.</p>	<p>Lesson Slides</p> <p>Hinduism Knowledge Organiser</p> <p>What is Hinduism?</p> <p>A Hindu Creation story</p> <p>Activity 2: Hindu Gods Cards Matching Activity</p> <p>Activity 3: Values of Hindu Gods and links to our Bright Sparks Code</p>	20	
DT	<p>'Get Set to Eat Fresh' DT COMPETITION! – GOOD LUCK!</p> <p>Can you create a recipe for Team GB?</p> <p>If you are chosen as a winner in your age category, you could win an exclusive Team GB goody bag, £50 in Aldi vouchers, a certificate, and your recipe will join Aldi's collection of Taste Kitchen recipes – featuring on both the Aldi and Get Set to Eat Fresh sites and Chesswood could also receive £200 in Aldi vouchers and a bag of fresh produce!</p> <p>If you are selected as the one overall winner – selected by Aldi Athlete Ambassadors – you will additionally receive a piece of money-can't-buy Team GB Tokyo 2020 signed merchandise and have your recipe featured on a full or double page spread of an Aldi leaflet!</p> <p>So, what do you need to do? Create and write a recipe, including ingredients, instructions, a description for the recipe, and a short paragraph to explain how the recipe is inspired by Team GB. - See the overview attached for full details.</p> <p>Key points worth remembering:</p> <ul style="list-style-type: none"> All recipes should include at least two fruits or vegetables. Entrants must include a photograph of themselves with their finished dish. Submit your recipe using the Taste Kitchen Challenge Recipe Sheet and Cover Sheet completed by a parent/carers or teacher. Entries should be sent to: info@getseateatfresh.co.uk 	<p>https://getseateatfresh.co.uk/resources/tastekitchenchallenge</p> <p>11.01.21 - Overview</p> <p>11.01.21 - PowerPoint</p> <p>11.01.21 - Recipe sheet PDF</p> <p>11.01.21 - Cover sheet PDF</p> <p>Competition deadline: Friday 12th February 2021</p>    	20	



Chesswood Junior School – Daily Learning – Year 3 – 14.01.21



	<ul style="list-style-type: none">• A winner will be chosen in each of the following age groups: 5–7, 7–11 and 11–14.• Competition deadline: Friday 12 February 2021• All entrants receive 50HP just for entering! <p>Full terms and conditions can be found here: www.getseteatfresh.co.uk/about/tastekitchen-termsandconditions</p>		
Computing	<p>Weekly task:</p> <p>We have a computer program to help with our times tables but there is a bug in it! I wonder if anyone in Year 3 can fix it for us?</p> <p>Send in your ways to fix the program! We need your help!</p>	<p>Click here to view this week's Computing lesson.</p> <p>Click on the image below to visit the computer program.</p>  <p>Click here to view the knowledge organiser - We Are Bug Fixers</p> <p>Click here to view the Rock and Roll knowledge organiser.</p> <p>Click here to watch the Rock and Roll tutorial on Garageband.</p> <p>Click here to view the activity task list.</p>	10
Music	<p>Check out the Rock and Roll Knowledge Organiser. Try to pick out 1 new fact per day from each of the 3 large boxes on there. How many facts can you remember over the course of a week?</p> <p>Watch the Rock and Roll tutorial on Garageband (this is an app on phones/tablets).</p> <p>Try to complete Activity 1 on the task list. (45 mins total)</p>		10

Keep track of the house points you earn each day, collect and record these yourselves, we trust you to be honest!

Remember to let your teachers know what you have done – email photos or videos.